

# Safety Signs

## Catalogue



**B/C** Signs

# HOW TO ORDER

## Selecting your signs...

### 1 Choose Your Sign

Use the Contents Page and colour coding in this catalogue to help you located the signs you require



1 1234 G L

Below each sign is a four digit code unique to the sign

### 2 Choose Your Material

A bold number to the left of the four digit sign code refers to the material the sign is made from.



1 1234 G L

The material guide below has more detail on the characteristics of each material



#### 1. Rigid Plastic

0.9mm thick rigid PVC  
Suitable for internal and external applications



#### 2. Self Adhesive Vinyl

Permanent adhesive backed gloss PVC vinyl  
Applies to dry, smooth surfaces  
Ideally suited for indoor use



#### 3. Photoluminescent Rigid Plastic

1mm thick photoluminescent rigid PVC  
Afterglowing properties exceed PSPA class 'B' stan



#### 4. Photoluminescent Self Adhesive

vinyl  
Afterglowing properties exceed PSPA class 'B' standard



#### 5. Miscellaneous Products

Manufactured from a range of materials suitable for their respective duties  
Miscellaneous sign materials include fluted polypropylene, acrylic, brass, stainless steel  
Road signs, frames and accessories are classified as miscellaneous



#### 6. Aluminium

0.9mm thick white coated  
For internal and external use  
Suitable for exposed areas



#### 7. Polycarbonate

2mm thick clear polycarbonate  
Resists vandalism

### 3 Choose Your Size

A white letter on a black square to the right of the four digit sign code denotes the size of the sign



1 1234 G L

Refer to the key at the bottom of each page spread to determine the exact size of the sign

**A** 75 x 100 mm  
**B** 80 x 80 mm  
**C** 150 x 150 mm  
**D** 150 x 100 mm

**E** 150 x 200 mm  
**F** 200 x 200 mm  
**G** 300 x 100 mm  
**H** 250 x 300 mm

**J** 400 x 200 mm  
**K** 300 x 400 mm  
**L** 450 x 150 mm  
**M** 600 x 200 mm

**N** 400 x 400 mm  
**P** 600 x 400 mm  
**Q** 600 x 450 mm  
**R** 178 x 203 mm

**S** 75 x 200 mm  
**T** 210 x 210 mm  
**U** 100 x 100 mm  
**V** 300 x 150 mm

**W** 600 x 900 mm  
**X** 200 x 100 mm  
**Y** 450 x 250 mm

## Placing an order...

We aim to be your number one provider of health & safety signs and products by ensuring you are getting a quality product and great service. Orders can be placed through your local representative, on our website or by phoning our sales team.

### Contact Your Local Representative

### Or go to our website

Visit [www.bcsigns.co.uk](http://www.bcsigns.co.uk)

Place your order through our convenient and easy to use shop

### Or phone our sales team

Call: 01384 567000

## Terms & Conditions and Delivery

- Delivery**
- We deliver throughout the UK 5 days a week. We will endeavour to deliver your products within 2-3 working days from receipt of order if in-stock.
  - We use UK couriers and Royal Mail to deliver our products.
  - For delivery prices, please refer to the enclosed price list.

**Payment** We accept Credit Card, Cheques and BACS Payments.  
Please note we charge a 40% restocking charge on returned orders.



### Contact Us

Telephone: 01384 567000

Email: [sales@bcsigns.co.uk](mailto:sales@bcsigns.co.uk)

Address: Woodcote, Unit 1A, Colman Hill, Halesowen, B63 2AJ



## Fire Safety Signage

Emergency Escape  
Large Format Emergency Escape  
Assembly Points

**p4-9**

## Fire Fighting Equipment

Fire Equipment Signs  
Alarms and Systems  
General Fire Signage  
Fire Action  
Fire Door signs

**p10-19**

## Photoluminescent

Emergency Escape  
Fire Action Notices  
General Fire Signage

**p20-27**

## Luminaries

Single / Double Sided Exit Signs  
Curved Exit Signs  
Suspended Exit Signs

**p28-33**

## First Aid

First Aid Signage  
First Aid Posters & Pocket Guides  
First Aid Kits  
Risk Assessment & Accident Books

**p34-39**

## Prohibition Signs

Smoking Regulation Signs  
Designated Smoking Area Signs  
General Prohibition Signs  
Access Restricted  
Machinery Signage

**p40-46**

## Mandatory Signs

Personal Protection  
Mandatory Signs  
Catering

**p47-51**

## Warning Signs

General / Temporary Warning Signs  
Harmful Substances & Chemicals  
General Warning Tags, Labels & Tapes  
Electrical Warning

**p52-61**

## Multi-Purpose - Vehicles & Construction

Multi-purpose Signs  
Hazardous / Flammable Substances  
Machinery  
Restricted Access

**p62-66**

## Hazardous Materials

Reflective Hazchem Warnings  
Hazchem Storage & Site Markings  
Hazard Labels & Tags  
Vehicle Markings

**p67-70**

## Braille & Tactile

General Signage  
Fire Safety Signs  
Prohibition & Warning Signs

**p71-72**

## Security

Warning Signs  
Graffiti Control

**p73-74**

## Factory & Warehouse

Multi-lingual  
Quality Control  
Floor Graphics, Anti-slip, Floor Marking  
Cable Protection

**p75-80**

## Construction

Site Safety Boards  
General Site Warning Signs  
Site Management Signs  
Barriers

**p81-90**

## Equipment Management Systems

Good To Go Safety™ Systems

**p91-92**

## General School Signage

General Signage  
School Symbols

**p93**

## General Healthcare Signage

General Signage  
Healthcare Symbols

**p94**

## Road Traffic

Non-reflective / Reflective Road Traffic  
Internal Site Traffic  
Fold-up Reflective Signs & Cones

**p95-104**

## Safety Posters & Display Systems

Health and Safety Posters  
Frames / Message Boards  
Barriers  
Pinboards / Lockable Noticeboards  
Freestanding Display Systems  
Accessories and Fixings

**p105-114**

## ISO 7010

A mixture of ISO 7010 / BS 5499 and EC Directive fire exit signs should never be displayed together within the same building.



1 2003 G L M  
2 2003 G L M  
7 2003 G L



1 2004 G L M  
2 2004 G L M  
7 2004 G L



1 2001 G L M  
2 2001 G L M



1 2002 G L M  
2 2002 G L M



1 2007 G L M  
2 2007 G L M  
7 2007 G L



1 2008 G L M  
2 2008 G L M  
7 2008 G L



1 2005 G L M  
2 2005 G L M



1 2006 G L M  
2 2006 G L M



1 2011 G L M  
2 2011 G L M



1 2012 G L M  
2 2012 G L M



1 2009 G L M  
2 2009 G L M



1 2010 G L M  
2 2010 G L M



1 2015 G L M  
2 2015 G L M



1 2016 G L M  
2 2016 G L M



1 2013 G L M  
2 2013 G L M



1 2014 G L M  
2 2014 G L M



1 2063 G L  
2 2063 G L



1 2069 G L  
2 2069 G L



1 2053 G L  
2 2053 G L



1 2058 G L  
2 2058 G L

## ISO 7010 - An Overview

ISO 7010 is soon to be adopted as a European norm and will automatically become a domestic standard within all member states of the European Union and written into law. All workplaces will be required to implement and display the new graphical symbols for safety communication.

The use of ISO 7010 graphical symbols for escape routes and ISO 16069 safety way guidance (see page 24) will help ensure that an evacuee is progressed correctly through the escape route to a place of relative safety. As a result the old EC Directive (92/58/EEC) signage will no longer be a valid option within your building and we strongly recommend that you replace signage displaying these symbols for the new ISO 7010 versions found on this page.

### Old EC Directive Version



replace with

### New 7010 Version



Unlike ISO 7010, these EC Directive signs have been found to cause some confusion amongst evacuees and have no comprehension credentials to validate their use as part of your safety way guidance system.



1 2036 J L V X  
2 2036 J L V X



1 2057 J V X  
2 2057 J V X



1 2033 J L V X  
2 2033 J L V X  
7 2033 V



1 2056 J V X  
2 2056 J V X




1 2064 G L  
2 2064 G L

## Suspended Frames

Available in a range of sizes and colours to suit your requirements. All suspended frames are supplied complete with suspension kit for easy installation. Can be used either **single** or double **sided**.

Frame supplied with two wire hooks and self adhesive pads.



5 8100

### Screw In Hooks



5 8110 Supplied in pairs  
(Screws not included)

Code	Size of Sign	Colour
5 8681	300x100mm	
5 8680	450x150mm	Grey
5 8674	600x200mm	
5 8700	300x100mm	
5 8701	450x150mm	White
5 8702	600x200mm	
5 8703	300x100mm	
5 8704	450x150mm	Green
5 8705	600x200mm	



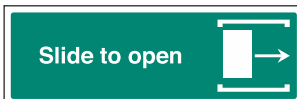
1 2045 **G L**  
2 2045 **G L**



1 2047 **G L**  
2 2047 **G L**



5 8103 600mm x 75mm Self Adhesive



1 2046 **G L**  
2 2046 **G L**

Push bar or push pad to open signs should be fitted to each fire exit door which incorporates a quick release mechanism. The sign should be fitted on or above mechanism.



2 2068 **A**



1 2070 **S**  
2 2070 **S**



1 2071 **S**  
2 2071 **S**



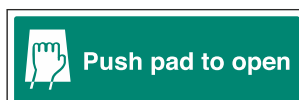
1 1624 **E**  
2 1624 **E**



1 2067 **A E**  
2 2067 **A E**



1 2049 **G L**  
2 2049 **G L**



1 2051 **G L**  
2 2051 **G L**



1 2050 **G L**  
2 2050 **G L**



1 2048 **G L**  
2 2048 **G L**



1 2065 **G L**  
2 2065 **G L**



1 2061 **G L**  
2 2061 **G L**



1 2062 **G L**  
2 2062 **G L**



1 2052 **G L**  
2 2052 **G L**



1 2034 **C F U**  
2 2034 **C F U**



1 2037 **C F U**  
2 2037 **C F U**



1 2035 **C F**  
2 2035 **C F**



1 2038 **C F**  
2 2038 **C F**



1 2039 **C F**  
2 2039 **C F**



1 2040 **C F**  
2 2040 **C F**



1 2060 **F U**  
2 2060 **F U**



1 2043 **F U**  
2 2043 **F U**

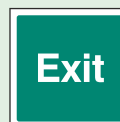


1 2044 **F U**  
2 2044 **F U**



1 2072 **F U**  
2 2072 **F U**

In accordance with ISO 7010, these text signs should be used alongside a running man graphic and, where appropriate, a directional arrow.



1 2122 **F**  
2 2122 **F**



1 2041 **F**  
2 2041 **F**



1 2042 **F**  
2 2042 **F**

## HOW TO ORDER

### 1 Choose Your Sign



1 1234 **G L**



### 2 Choose Material Codes

- 1 Rigid Plastic
- 2 Self Adhesive Vinyl
- 3 Photoluminescent Rigid Plastic
- 4 Photoluminescent Self Adhesive
- 5 Miscellaneous Products
- 6 Aluminium
- 7 Polycarbonate

\* No size code is required when ordering miscellaneous products

### 3 Choose Size Codes

<b>A</b> 75 x 100 mm	<b>J</b> 400 x 200 mm	<b>S</b> 75 x 200 mm
<b>B</b> 80 x 80 mm	<b>K</b> 300 x 400 mm	<b>T</b> 210 x 210 mm
<b>C</b> 150 x 150 mm	<b>L</b> 450 x 150 mm	<b>U</b> 100 x 100 mm
<b>D</b> 150 x 100 mm	<b>M</b> 600 x 200 mm	<b>V</b> 300 x 150 mm
<b>E</b> 150 x 200 mm	<b>N</b> 400 x 400 mm	<b>W</b> 600 x 900 mm
<b>F</b> 200 x 200 mm	<b>P</b> 600 x 400 mm	<b>X</b> 200 x 100 mm
<b>G</b> 300 x 100 mm	<b>Q</b> 600 x 450 mm	
<b>H</b> 250 x 300 mm	<b>R</b> 178 x 203 mm	

## Emergency Escape Signs for the Disabled

This range of signs are specifically designed to assist the safe evacuation of the physically disabled in the event of an emergency. These signs meet the requirements of BS5588 Part 8 - the code of practice for means of escape for disabled people.



1 2087 **G L**  
2 2087 **G L**



1 2089 **G L**  
2 2089 **G L**



1 2091 **G L**  
2 2091 **G L**



1 1227 **G L**  
2 1227 **G L**



1 2098 **G L**  
2 2098 **G L**



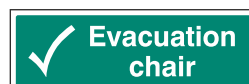
1 2093 **G L**  
2 2093 **G L**



1 2094 **G L**  
2 2094 **G L**



1 2146 **G L**  
2 2146 **G L**



1 2147 **G L**  
2 2147 **G L**



5 6050

### Evacuation Chair

- Provides safe, efficient evacuation from variety of locations.
- Slides safely and easily down stairs (150kg load capacity).
- Folds for compact storage - quick and easy to unfold.
- Includes: patient restraints, wall mounted hooks, dust cover, photoluminescent signage & CD-Rom user guide.



1 1430 **E H**  
2 1430 **E H**



1 2095 **E H**  
2 2095 **E H**



1 2096 **E H**  
2 2096 **E H**



1 2085 **E H**  
2 2085 **E H**



1 2097 **E H**  
2 2097 **E H**



1 1229 **L**  
2 1229 **L**



1 1230 **L**  
2 1230 **L**



1 1250 **L**  
2 1250 **L**



1 1251 **L**  
2 1251 **L**



1 1228 **H**  
2 1228 **H**



1 1224 **L**  
2 1224 **L**



1 1225 **L**  
2 1225 **L**



1 1211 **L**  
2 1211 **L**



1 1252 **L**  
2 1252 **L**



1 1210 **H**  
2 1210 **H**

## Health Services and Hospitals

Some hospitals and health services still display fire exit signs with flames (in accordance with the superseded Hospital Technical Memorandum 65). NHS organisations are now expected to comply with the standard ISO 7010 signage, as found on page 4.



1 2120 **G L M**  
2 2120 **G L M**



1 2121 **G L M**  
2 2121 **G L M**



1 2083 **G L M**  
2 2083 **G L M**



1 2084 **G L M**  
2 2084 **G L M**



1 2082 **J V**  
2 2082 **J V**



1 2090 **G L M**  
2 2090 **G L M**



1 2086 **G L M**  
2 2086 **G L M**



1 2092 **G L M**  
2 2092 **G L M**



1 2109 **C F**  
2 2109 **C F**



1 2081 **J V**  
2 2081 **J V**



1 2088 **G L M**  
2 2088 **G L M**



1 2107 **G L M**  
2 2107 **G L M**



1 2108 **G L M**  
2 2108 **G L M**



1 2110 **C F**  
2 2110 **C F**

## Braille Signs

450 x 150mm



5 6185

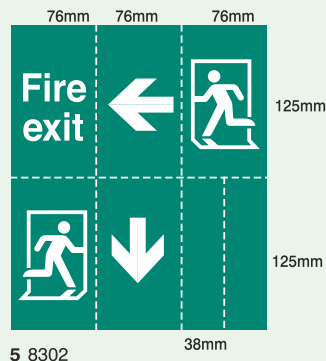
5 6186



5 6199

5 6187

## Self Adhesive Overlay



Tear-off symbols and text required, and place over emergency lighting unit.

## Replace-a-front Emergency Lighting Fascias

To replace the front of your emergency light unit with a ISO 7010 compliant graphic, use part number **5 8308**.



5 8308

When ordering please state the **x** and **y** dimensions you require, along with the wording and arrow direction.

**eg 58308 /400x200mm/Fire Exit Up**

## EasiFIX Projecting Signs



5 8005




5 8006



- Visible from a number of angles, EasiFIX projecting signs help in the quick identification of suitable exit or fire exit routes.
- Supplied with a drilling guide for simple installation and designed to conceal fixings for a neat finish.

## Door Plates

Manufactured from hardwearing white faced aluminium with adhesive backing. Door Plates should be installed to reinforce the exit message. They should not be installed instead of an exit/fire exit sign above the door.



5 2132

5 2133

5 2134

5 2135

5 2136

5 2137



5 2130



## Deluxe Range



Brass 5 9516 300x100mm  
Aluminium 5 5922 300x100mm

5 9517 300x100mm  
5 5923 300x100mm

5 9520 300x100mm  
5 5926 300x100mm



Brass 5 9518 300x100mm  
Aluminium 5 5924 300x100mm



5 9519 300x100mm  
5 5925 300x100mm



5 9521 200x100mm  
5 9527 200x100mm

## HOW TO ORDER

### 1 Choose Your Sign



1 1234 G L



### 2 Choose Material Codes

- Rigid Plastic
  - Self Adhesive Vinyl
  - Photoluminescent Rigid Plastic
  - Photoluminescent Self Adhesive
  - Miscellaneous Products
  - Aluminium
  - Polycarbonate
- \* No size code is required when ordering miscellaneous products

### 3 Choose Size Codes

<b>A</b> 75 x 100 mm	<b>J</b> 400 x 200 mm	<b>S</b> 75 x 200 mm
<b>B</b> 80 x 80 mm	<b>K</b> 300 x 400 mm	<b>T</b> 210 x 210 mm
<b>C</b> 150 x 150 mm	<b>L</b> 450 x 150 mm	<b>U</b> 100 x 100 mm
<b>D</b> 150 x 100 mm	<b>M</b> 600 x 200 mm	<b>V</b> 300 x 150 mm
<b>E</b> 150 x 200 mm	<b>N</b> 400 x 400 mm	<b>W</b> 600 x 900 mm
<b>F</b> 200 x 200 mm	<b>P</b> 600 x 400 mm	<b>X</b> 200 x 100 mm
<b>G</b> 300 x 100 mm	<b>Q</b> 600 x 450 mm	
<b>H</b> 250 x 300 mm	<b>R</b> 178 x 203 mm	



# LARGE FORMAT EMERGENCY ESCAPE

For use in large open plan areas, large format signs are manufactured on 5mm foam PVC for strength and durability.

## Single Sided Signs



5 2097 1200x400mm



5 2099 1200x400mm



5 2098 1200x400mm



5 2107 1200x400mm



5 2140

300x900mm



5 2141

300x900mm



5 2142

300x900mm



5 2143

300x900mm



5 2144

300x900mm



5 2145

300x900mm




5 2105 800x400mm



5 2106 800x400mm

## Double Sided Signs

Double sided signs with arrow in any specified direction.



5 2100

1200x400mm  
PVC



## Photoluminescent Signs



5 2090 900x300mm PVC



5 2092 900x300mm PVC



5 2091 900x300mm PVC



5 2094 800x400mm PVC

## Aluminium Assembly Points With Channel For Pole Mounting



5 2114  
600mm x 400mm



5 2112 250x300mm  
5 2113 450x600mm

When ordering remember to state the numbers or letters you require in the highlighted section of these signs.



## Stainless Steel Channel Clips



76mm - 5 8682  
50mm - 5 8640

## Assembly Points For Wall & Fence Mounting



1 2054 H Q  
2 2054 H Q  
6 2054 H Q



1 2055 H Q  
2 2055 H Q  
6 2055 H Q


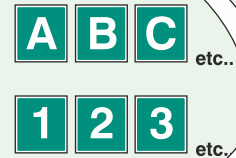


1 2059 H Q  
2 2059 H Q  
6 2059 H Q  
7 2059 Q

When ordering remember to state the numbers or letters you require in the highlighted section of these signs.



5 2111 600mm x 400mm Rigid PVC



Code	Material	Size
5 2115	Rigid PVC	250x300mm
5 2116	Rigid PVC	450x600mm
5 2117	Self adhesive	250x300mm
5 2118	Self adhesive	450x600mm
5 2119	Aluminium	250x300mm *
5 2120	Aluminium	450x600mm *

\* Comes complete with channel for pole mounting

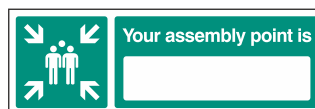
## Mobile Assembly Point

- 450x600mm aluminium sign attached to a 2.4m long collapsible pole.
- Designed for a fire warden to use during a fire evacuation.
- To be used in built up areas where there is no fixed assembly point.
- Ideal for city centres.
- Collapsible pole enables easy storage until required.

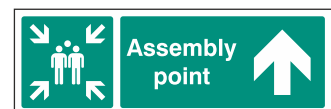


5 2123

## Directions to Assembly Point



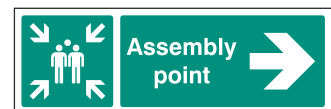
5 2121 150 x 50mm Rigid PVC  
5 2122 450 x 150mm Rigid PVC



1 2141 H L  
2 2141 H L  
6 2141 H



1 2142 H L  
2 2142 H L  
6 2142 H



1 2143 H L  
2 2143 H L  
6 2143 H

## HOW TO ORDER

### 1 Choose Your Sign



1 1234 G L



### 2 Choose Material Codes

- 1 Rigid Plastic
- 2 Self Adhesive Vinyl
- 3 Photoluminescent Rigid Plastic
- 4 Photoluminescent Self Adhesive
- \* 5 Miscellaneous Products
- 6 Aluminium
- 7 Polycarbonate

\* No size code is required when ordering miscellaneous products

### 3 Choose Size Codes

A 75 x 100 mm	J 400 x 200 mm	S 75 x 200 mm
B 80 x 80 mm	K 300 x 400 mm	T 210 x 210 mm
C 150 x 150 mm	L 450 x 150 mm	U 100 x 100 mm
D 150 x 100 mm	M 600 x 200 mm	V 300 x 150 mm
E 150 x 200 mm	N 400 x 400 mm	W 600 x 900 mm
F 200 x 200 mm	P 600 x 400 mm	X 200 x 100 mm
G 300 x 100 mm	Q 600 x 450 mm	
H 250 x 300 mm	R 178 x 203 mm	

# FIRE FIGHTING EQUIPMENT

Fire



1 1214 S  
2 1214 S



1 1215 S  
2 1215 S



1 1216 S  
2 1216 S



1 1217 S  
2 1217 S



1 1218 S  
2 1218 S



1 1219 S  
2 1219 S



1 1231 S  
2 1231 S




1 1242 S  
2 1242 S



1 1244 S  
2 1244 S



1 1221 S  
2 1221 S



1 1233 DE  
2 1233 DE



1 1234 DE  
2 1234 DE



1 1235 DE  
2 1235 DE



1 1236 DE  
2 1236 DE



1 1237 DE  
2 1237 DE



1 1240 DE  
2 1240 DE



1 1241 DE  
2 1241 DE



1 1245 DE  
2 1245 DE



1 1221 DE  
2 1221 DE



1 1246 DE  
2 1246 DE

## Deluxe Range

Aluminium 75x200mm



5 9183



5 9184



5 9185

Brass 75x200mm



5 9186



5 9179



5 9180



5 9181



5 9182

# FIRE FIGHTING EQUIPMENT

Under the Regulatory Reform (Fire Safety) Order 2005 any non-automatic fire fighting equipment should be indicated with a sign.



1 1023 **G L**  
2 1023 **G L**



1 1056 **V**  
2 1056 **V**



1 1012 **E**  
2 1012 **E**



1 1026 **G L**  
2 1026 **G L**




1 1027 **E**  
2 1027 **E**



1 1024 **G L**  
2 1024 **G L**



1 1018 **C U**  
2 1018 **C U**



1 1021 **C**  
2 1021 **C**



1 1019 **C**  
2 1019 **C**



1 1038 **E**  
2 1038 **E**



1 1046 **E**  
2 1046 **E**



1 1047 **K**  
2 1047 **K**



1 1007 **E K**  
2 1007 **E K**



1 1009 **E K**  
2 1009 **E K**



1 1033 **E**  
2 1033 **E**



1 1032 **E K**  
2 1032 **E K**



1 1013 **E K H**  
2 1013 **E K H**  
7 1013 **E K**



1 1014 **E K H**  
2 1014 **E K H**  
7 1014 **E K**



1 1048 **H**  
2 1048 **H**



1 1049 **H**  
2 1049 **H**



1 1001 **X**  
2 1001 **X**

## Numbering Sheets

0	1	2	3	4
5	6	7	8	9

5 8201

Self adhesive numbers 25mm character height

## Deluxe Range

175x175mm



5 9106 Brass



5 9107 Aluminium





5 9102 Brass



5 9103 Aluminium

## Pocket Guides

75x90mm - pack of 10



### 1 Choose Your Sign



1 1234 **G L**



### 2 Choose Material Codes

- 1 Rigid Plastic
- 2 Self Adhesive Vinyl
- 3 Photoluminescent Rigid Plastic
- 4 Photoluminescent Self Adhesive
- \* 5 Miscellaneous Products
- 6 Aluminium
- 7 Polycarbonate

\* No size code is required when ordering miscellaneous products

### 3 Choose Size Codes

<b>A</b> 75 x 100 mm	<b>J</b> 400 x 200 mm	<b>S</b> 75 x 200 mm
<b>B</b> 80 x 80 mm	<b>K</b> 300 x 400 mm	<b>T</b> 210 x 210 mm
<b>C</b> 150 x 150 mm	<b>L</b> 450 x 150 mm	<b>U</b> 100 x 100 mm
<b>D</b> 150 x 100 mm	<b>M</b> 600 x 200 mm	<b>V</b> 300 x 150 mm
<b>E</b> 150 x 200 mm	<b>N</b> 400 x 400 mm	<b>W</b> 600 x 900 mm
<b>F</b> 200 x 200 mm	<b>P</b> 600 x 400 mm	<b>X</b> 200 x 100 mm
<b>G</b> 300 x 100 mm	<b>Q</b> 600 x 450 mm	
<b>H</b> 250 x 300 mm	<b>R</b> 178 x 203 mm	

HOW TO ORDER



# ALARMS AND SYSTEMS

Fire

## Fire Alarms



1 1002 **X**  
2 1002 **X**



1 1010 **E K**  
2 1010 **E K**



1 1011 **E K**  
2 1011 **E K**



1 1031 **X**  
2 1031 **X**

Locate these signs at the fire alarm control panel to record the locations protected by each zone



1 1043 **E**



1 1044 **H**



1 1050 **H**  
2 1050 **H**



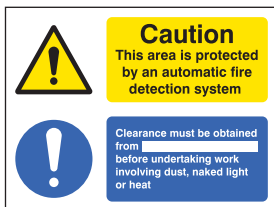
1 1051 **H**  
2 1051 **H**



1 1017 **B C U**  
2 1017 **B C U**



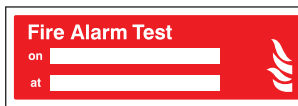
1 1041 **B**  
2 1041 **B**



1 1042 **E**



1 1039 **E**  
2 1039 **E**



1 1040 **G L**



1 1025 **G L**  
2 1025 **G L**



5 8062 Face size 300x210mm 1mm Rigid Plastic

## Systems



1 1103 **E**  
2 1103 **E**



1 1105 **E**  
2 1105 **E**



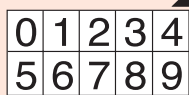
1 1016 **C**  
2 1016 **C**



1 1008 **E K**  
2 1008 **E K**

## Numbering Sheets

Self adhesive numbers



5 8201  
BLACK 25mm Cap Height



5 8202  
WHITE 25mm Cap Height



1 1212 **R**



1 1020 **C**  
2 1020 **C**

## Deluxe Range

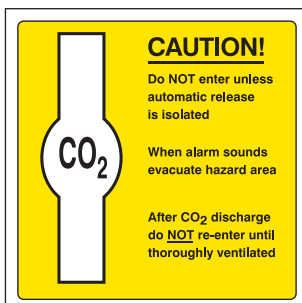
175x175mm



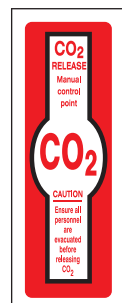
5 9105 Aluminium



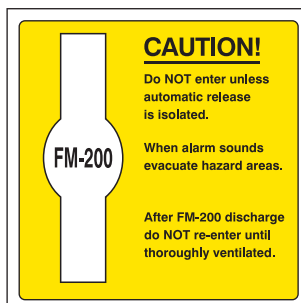
5 9104 Brass



1 1201 **T**  
2 1201 **T**



1 1204 **S**  
2 1204 **S**



1 1238 **T**  
2 1238 **T**



1 1232 **S**  
2 1232 **S**



1 1247 **T**  
2 1247 **T**



## Visual Inspection Tag



BS5306 recommends a monthly visual inspection of all maintained extinguishers. This tag should be attached to the fire extinguisher.

5 8108  
50x80mm - pack of 10

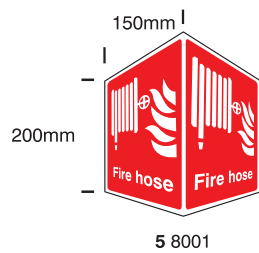
## Extinguisher Information

Display this sign on a notice board or communal area to give staff general information on extinguishers. Do not site directly above extinguishers.

Types of Modern Fire Extinguishers											
WATER			FOAM SPRAY			ABC POWDER			CARBON DIOXIDE		

1 1226 L 2 1226 L

## Projecting Signs



5 8001



5 8002



5 8003



5 8004

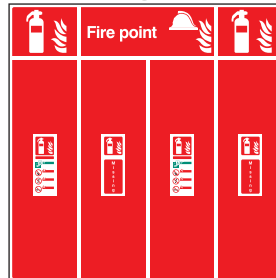
Use EasiFIX projecting signs to identify the location of fire equipment from several view points. Supplied ready to install with drilling guide, EasiFIX signs are designed to conceal the fixings for a neat finish.

## Fire Extinguisher Location Boards



- Manufactured in 3mm Rigid PVC, with factory fitted fire extinguisher identification.
- Extinguisher bracket should be fixed through the panel and onto the wall. (Not supplied with board)

### Double Extinguisher Board



5 8020 900x900mm  
(please specify extinguisher types)

### Single Extinguisher Board



450x900mm

### Choose from:-

- 5 8012 Hydrospray
- 5 8014 Water
- 5 8015 Foam Spray
- 5 8016 ABC Powder
- 5 8017 Carbon Dioxide
- 5 8018 Wet Chemical

## Extinguisher Warnings

Fit this sign behind the extinguisher. It is there to highlight when an extinguisher has been removed and not replaced.



1 1239 S  
2 1239 S



1 1030 E K  
2 1030 E K



1 1222 E K  
2 1222 E K



1 1223 A  
2 1223 A



1 1055 V  
2 1055 V



1 1243 S  
2 1243 S

## HOW TO ORDER

### 1 Choose Your Sign



1 1234 G L



Material Sign Size

### 2 Choose Material Codes

- 1 Rigid Plastic
  - 2 Self Adhesive Vinyl
  - 3 Photoluminescent Rigid Plastic
  - 4 Photoluminescent Self Adhesive
  - 5 Miscellaneous Products
  - 6 Aluminium
  - 7 Polycarbonate
- \* No size code is required when ordering miscellaneous products

### 3 Choose Size Codes

A 75 x 100 mm	J 400 x 200 mm	S 75 x 200 mm
B 80 x 80 mm	K 300 x 400 mm	T 210 x 210 mm
C 150 x 150 mm	L 450 x 150 mm	U 100 x 100 mm
D 150 x 100 mm	M 600 x 200 mm	V 300 x 150 mm
E 150 x 200 mm	N 400 x 400 mm	W 600 x 900 mm
F 200 x 200 mm	P 600 x 400 mm	X 200 x 100 mm
G 300 x 100 mm	Q 600 x 450 mm	
H 250 x 300 mm	R 178 x 203 mm	

# FIRE ACTION

Fire

## Disabled

Helps to comply with Disability Discrimination Act 1995

**Refuge action**  
In the event of fire:  
This refuge provides fire and smoke protection for approximately  minutes.  
The evacuation plan in operation within these premises ensures that assistance will arrive at this point within  minutes.  
You are located on  Building

**Disabled persons should:**  
1. Remain calm  
2. Wait here until assistance arrives

**Do not attempt to leave the building unassisted.**  
**Do not leave this point even temporarily**

1 1430 EH  
2 1430 EH

**Evacuation for disabled people**  
All staff should be aware of the specific needs of a disabled person. The needs differ from person to person.

**Wheelchair users**  
Assist wheelchair user along specific escape route towards the designated refuge point.  
**Do not use lifts**  
Lifts are not to be used to transport or transport wheelchairs to the refuge point.

**People with impaired Vision**  
Loud fire alarms may be ineffective in warning impaired vision by warning the speaker.  
Offer your arm to lead from through the evacuation route identified by the warning fire.  
Provide continuous reassurance as to where you are going.  
**Do not panic - guidance will go on ahead**

**People with impaired Hearing**  
These people may not have heard the alarm. Assist them directly to leave their area.  
Check that they follow the evacuation route identified by the warning fire.

You will need to be accompanied by the building area group if people are unable to evacuate the building.

1 1434 EH  
2 1434 EH

## Residential Homes & Multi-occupancy Buildings

**Fire action**  
Please read this and remember what it says. Your life and others' lives may depend on it.

**If you discover a fire:**  
1. Operate the nearest fire alarm point.  
2. Call the fire brigade.  
3. Do not use any lifts, but if you can, attack the fire with the equipment provided.  
4. Discontinue, close a door on the fire if you can, and close all other doors on your way out.  
5. Leave the building by the nearest available exit.  
6. Report to your assembly point.

**If you hear the fire alarm:**  
Leave the building by the nearest available exit, closing all doors behind you, and report to the assembly point at

**Do not use:**  
Do not stop to collect your belongings.  
Do not use lifts.  
Do not enter the building again until the Fire Officer says you may.

**Before you go to bed at night:**  
1. Put back or turn down as far as possible all open fires and anything else that could start a fire.  
2. Check if all emergency escape routes are clear.  
3. See that all doors and windows are locked off at all the means.  
4. See that all windows are closed properly.  
5. Do not have any candles, or anything else that might burn, near any heater or open fire.  
6. Check the kitchen and living room doors firmly locked you.

1 1418 EH  
2 1418 EH

**Fire Action**  
The person discovering a fire will:  
Operate the nearest fire alarm.  
(The Fire Brigade is to be called immediately)  
On hearing the fire alarm  
By night -  
Put on dressing gown and house shoes.  
Do not stop to dress fully.  
Ensure that others in your room are awake.  
Go to the place of assembly, shutting all doors behind you.

**By day -**  
Go at once to the place of assembly.  
At all times -  
Act quickly.  
Do not stop to collect your personal belongings.  
Do not attempt to pass others on your way to the place of assembly.

The Place of Assembly is

1 1416 EH  
2 1416 EH

## Staff Fire Action

**Staff Fire Action Routine**

**Operate nearest fire alarm point**

**Call the Fire Brigade**

**Fight the fire, if safe and trained to do so**

**Evacuate the building via the nearest exit**

**Do not stop to collect personal belongings**

**Do not use lift**

1 1439 EH  
2 1439 EH

## Deluxe Range

150x200mm

**Fire action**  
if you discover a fire

**Operate nearest fire alarm point**

**Fire Brigade will be called automatically.**

**Leave the building by the nearest exit.**

**Report to assembly point**

**Do not stop to collect personal belongings**

**Do not use lift**

5 9529 Brass

**Fire action**  
if you discover a fire

**Operate nearest fire alarm point**

**Fire Brigade will be called automatically.**

**Leave the building by the nearest exit.**

**Report to assembly point**

**Do not stop to collect personal belongings**

**Do not use lift**

5 9528 Aluminium

**Fire action**  
if you discover a fire

**Operate nearest fire alarm point**

**Call the Fire brigade by telephoning 999**

**Leave the building by the nearest exit.**

**Report to your assembly point**

**Do not stop to collect personal belongings**

**Do not use lift**

5 9539 Brass

**Fire action**  
if you discover a fire

**Operate nearest fire alarm point**

**Call the Fire brigade by telephoning 999**

**Leave the building by the nearest exit.**

**Report to your assembly point**

**Do not stop to collect personal belongings**

**Do not use lift**

5 9538 Aluminium

## Multi-Lingual Fire Action Notices English, French and German

**Fire action**  
if you discover a fire

**Operate nearest fire alarm point.**  
Faites fonctionner l'alarme d'incendie la plus proche.  
Den nächsten Feueralarm benutzen.

**Fire Brigade will be called automatically.**  
Appel automatique des pompiers.  
Feuerwehr wird automatisch gerufen.

**Leave the building by the nearest exit.**  
Quittez le bâtiment par la sortie la plus proche.  
Verlassen Sie das Gebäude durch den nächsten Ausgang.

**Report to your assembly point at**   
Présentez-vous au lieu d'appel à .  
Melden Sie sich an Versammlungsort.

**Do not stop to collect personal belongings.**  
Ne vous arrêtez pas pour prendre vos effets personnels.  
Nicht aufhalten, um persönlichen Dinge zu holen.

**Do not use lift.**  
N'utilisez pas les ascenseurs.  
Den Aufzug nicht benutzen.

1 1435 EH  
2 1435 EH

**Fire action**  
if you discover a fire

**Operate nearest fire alarm point.**  
Faites fonctionner l'alarme d'incendie la plus proche.  
Den nächsten Feueralarm benutzen.

**Call the Fire brigade by telephoning 999**  
Appelez les pompiers à ce numéro.  
Rufen Sie die Feuerwehr telefonisch an 999.

**Leave the building by the nearest exit.**  
Quittez le bâtiment par la sortie la plus proche.  
Verlassen Sie das Gebäude durch den nächsten Ausgang.

**Report to your assembly point at**   
Présentez-vous au lieu d'appel à .  
Melden Sie sich an Versammlungsort.

**Do not stop to collect personal belongings.**  
Ne vous arrêtez pas pour prendre vos effets personnels.  
Nicht aufhalten, um persönlichen Dinge zu holen.

**Do not use lift.**  
N'utilisez pas les ascenseurs.  
Den Aufzug nicht benutzen.

1 1436 EH  
2 1436 EH

**Fire action**  
if you discover a fire

**Operate nearest fire alarm point.**  
Faites fonctionner l'alarme d'incendie la plus proche.  
Den nächsten Feueralarm benutzen.

**Fire Brigade will be called automatically.**  
Appel automatique des pompiers.  
Feuerwehr wird automatisch gerufen.

**Leave the building by the nearest exit.**  
Quittez le bâtiment par la sortie la plus proche.  
Verlassen Sie das Gebäude durch den nächsten Ausgang.

**Report to your assembly point at**   
Présentez-vous au lieu d'appel à .  
Melden Sie sich an Versammlungsort.

**Do not stop to collect personal belongings.**  
Ne vous arrêtez pas pour prendre vos effets personnels.  
Nicht aufhalten, um persönlichen Dinge zu holen.

1 1437 EH  
2 1437 EH

**Fire action**  
if you discover a fire

**Any person discovering a fire:**  
1. Sound the alarm.  
2. Evacuate the building by the nearest exit.  
3. Report to the place of assembly.  
4. Do not stop to collect personal belongings.  
5. Do not use lifts.

**Action en cas d'incendie**  
Si vous découvrez un incendie:  
1. Appuyez sur le bouton d'alarme.  
2. Quittez le bâtiment par la sortie la plus proche.  
3. Présentez-vous au lieu d'appel à .  
4. Ne vous arrêtez pas pour prendre vos effets personnels.  
5. Ne prenez pas les ascenseurs.

**Verhalten bei Feuer**  
Wenn Sie einen Brand entdecken:  
1. Drücken Sie auf den Feueralarmknopf.  
2. Verlassen Sie das Gebäude durch den nächsten Ausgang.  
3. Melden Sie sich am Versammlungsort.  
4. Nehmen Sie keine persönlichen Gegenstände mit.  
5. Benutzen Sie nie den Aufzug.

1 1424 H  
2 1424 H

## English and Polish

**Fire action**  
if you discover a fire

**Operate nearest fire alarm point**  
Uruchomić alarm przy najbliższym punkcie pożarowym

**Fire Brigade will be called automatically.**  
Automatycznie zostanie wywołany numer straży pożarnej

**Leave the building by the nearest exit.**  
Wyjść z budynku najbliższym wyjściem

**Report to your assembly point at**   
Zgłoś się do Twojego punktu zbiorczego przy

**Do not stop to collect personal belongings**  
Nie zatrzymuj się, by zabrać rzeczy osobiste

**Do not use lift**  
Nie korzystaj z windy

1 1440 EH  
2 1440 EH

**Fire Action**

**1. Operate nearest fire alarm.**  
1. Uruchomić alarm przy najbliższym punkcie pożarowym

**2. Leave building by the nearest exit.**  
2. Wyjść z budynku najbliższym wyjściem

**3. Report to assembly point.**  
3. Zgłoś się do Twojego punktu zbiorczego przy

1 1441 EH  
2 1441 EH

## Hazard

**Gas Leak Action**  
Any person discovering a gas leak  
1. Extinguish all naked flames and cigarettes.  
2. Turn off the supply at the control valve.  
3. Open all windows.  
4. Call gas emergency on   
If the escape persists:  
5. Evacuate building immediately.  
6. Report to the external assembly point.  
Assembly point

**Do not search with naked lights.**  
Do not operate any electrical switch, light or appliance.  
Do not turn gas back on until the escape has been repaired.

1 1431 EH  
2 1431 EH

**Bomb Alert**  
Action to be taken in the event of receiving a bomb alert by telephone.


**1. Continue conversation whilst alerting a colleague of the situation.**  
**2. Stay calm and obtain as much information as possible.**  
**3. Manager and police must be alerted immediately.**

**Evacuation**  
Raise the alarm immediately.  
Use, if possible, another means of alarm than that of a fire or intruder alarm.  
If location of bomb has been identified, evacuate using a route that avoids that area.  
Report to assembly point at:

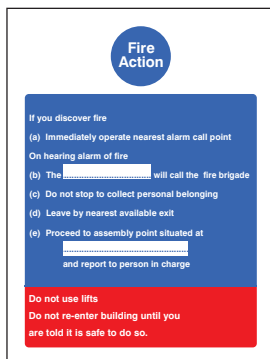
**Do not stop to collect personal belongings.**  
**Do not re-enter the building until authorised to do so.**

1 1433 EH  
2 1433 EH

## Brigade Dialed Manually



1 1402 EH  
2 1402 EH



1 1403 EH  
2 1403 EH

## Lift in Building



1 1426 EH  
2 1426 EH



1 1419 EH  
2 1419 EH

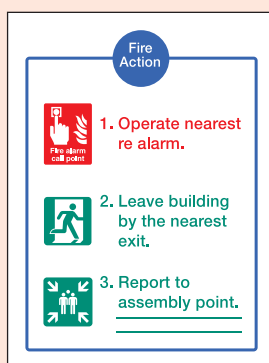
## Brigade Dialed Automatically



1 1428 EH  
2 1428 EH



1 1429 EH  
2 1429 EH



1 1405 EH  
2 1405 EH  
7 1405 E




1 1432 EH  
2 1432 EH

## Brigade Dialed Manually

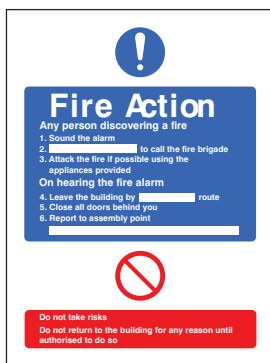


1 1427 EH  
2 1427 EH



1 1401 EH  
2 1401 EH

## No Lift in Building



1 1423 EH  
2 1423 EH

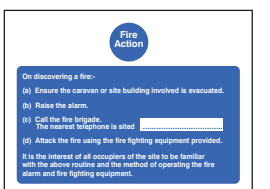


1 1420 EH  
2 1420 EH

## Fine Line Marker Pen



5 3430



1 1404 E  
2 1404 E



1 1422 E  
2 1422 E



1 1406 F  
2 1406 F

## HOW TO ORDER

### 1 Choose Your Sign



1 1234 GL

Material Sign Size

### 2 Choose Material Codes

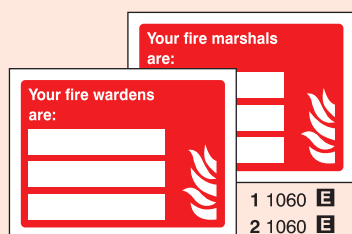
- 1 Rigid Plastic
- 2 Self Adhesive Vinyl
- 3 Photoluminescent Rigid Plastic
- 4 Photoluminescent Self Adhesive
- \* Miscellaneous Products
- 6 Aluminium
- 7 Polycarbonate

\* No size code is required when ordering miscellaneous products


### 3 Choose Size Codes

<b>A</b> 75 x 100 mm	<b>J</b> 400 x 200 mm	<b>S</b> 75 x 200 mm
<b>B</b> 80 x 80 mm	<b>K</b> 300 x 400 mm	<b>T</b> 210 x 210 mm
<b>C</b> 150 x 150 mm	<b>L</b> 450 x 150 mm	<b>U</b> 100 x 100 mm
<b>D</b> 150 x 100 mm	<b>M</b> 600 x 200 mm	<b>V</b> 300 x 150 mm
<b>E</b> 150 x 200 mm	<b>N</b> 400 x 400 mm	<b>W</b> 600 x 900 mm
<b>F</b> 200 x 200 mm	<b>P</b> 600 x 400 mm	<b>X</b> 200 x 100 mm
<b>G</b> 300 x 100 mm	<b>Q</b> 600 x 450 mm	
<b>H</b> 250 x 300 mm	<b>R</b> 178 x 203 mm	

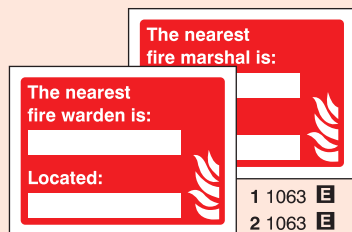
## Fire Wardens & Marshals



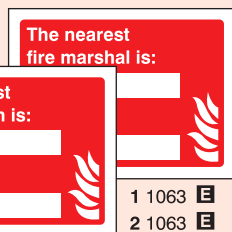
1 1037 E  
2 1037 E



2 1060 E



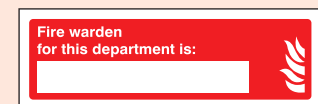
1 1036 E  
2 1036 E



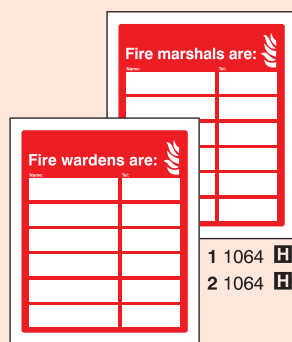
2 1063 E



1 1061 G

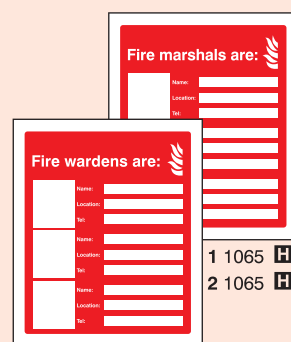


1 1034 G



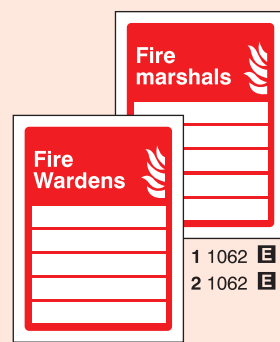
1 1064 H  
2 1064 H

1 1052 H  
2 1052 H



1 1065 H  
2 1065 H

1 1053 H  
2 1053 H



1 1062 E  
2 1062 E

1 1035 E  
2 1035 E

## Lifts



1 1213 E H  
2 1213 E H



1 1220 E H  
2 1220 E H

## Car Park



1 7565 Q

## EasiKIT Fire Action


Self adhesive vinyl with silver finish provides elegant, cost effective signage. Includes aperture to accommodate regulation size fire alarm call points. Simply pop out the call point symbol and apply main sign over call point box, then position symbol on wall above call point at a height of between 1.7 and 2.0 metres from ground level. See page 25 for photoluminescent options.




5 9143



5 9145



5 9146



5 9144

## Fire Safety Signs Kit

Save an amazing 20% on your essential emergency escape signage. This range of 41 individual signs is manufactured from 1mm rigid plastic and comprises our best selling fire safety signs.

- Contents:**
- 3x Fire exit – left (300x100mm)
  - 3x Fire exit – right (300x100mm)
  - 2x Fire exit - straight on (300x100mm)
  - 2x Push bar to open (300x100mm)
  - 2x Fire exit - keep clear (300x100mm)
  - 3x \*Fire door keep closed 65mm dia - sheet of 6
  - 2x Fire alarm (300x100mm)
  - 3x Fire extinguisher (300x100mm)
  - 1x Fire assembly point (600x450mm)
  - 2x Your assembly point is (150x50mm)
  - 3x EEC fire action (150x200mm)
- \*Self-adhesive vinyl



5 1648



## Adapt-A-Sign

A cost effective sign, allows you to adapt the sign to efficiently manage any changes in personnel or company details. Helps ensure your signs remain up to date at all times.

Developed to hold a standard A4 sheet of paper, which you can simply print off with your relevant contact details and insert into the sign.

Manufactured from 3mm Foamex with a hard wearing clear PVC cover.

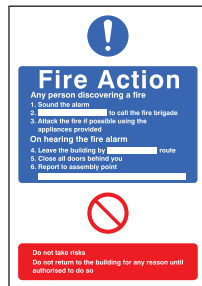
Size: 215x310mm



5 1043




5 1432



5 1423



5 1035



5 1053

## Fire Risk Assessment

NEW

A DIY fire risk assessment. Easy to follow flowcharts and checklists allows all responsible persons to conduct a thorough fire risk assessment of their workplace or premises as required



5 8137

under the Regulatory Reform (Fire Safety) Order 2005. Includes a Fire Plan booklet to aid Fire Safety Training.

## Fire Safety At Work DVD

NEW

A complete fire safety video training programme for staff. Fantastic value! Contains the following individual fire safety DVD titles:

- Introduction to Fire Safety
- Fire Prevention
- Extinguishing Fires at Work
- Fire Evacuation

Total running time: 32 minutes



5 6056

## Fire Log Book

Maintaining a log book is considered good practice. It is used to demonstrate that fire safety responsibilities in the workplace are being managed effectively. Maintaining a log book also provides fire engineers with a full service history.



5 8061

## Vehicle Marking

Self adhesive on face for application to inside of window.



5 8060 300 x 50 mm



## Reflective Armbands

Enables staff and site visitors to quickly identify fire personnel.



5 6052




5 6051

## HOW TO ORDER

### 1 Choose Your Sign



1 1234 GL



### 2 Choose Material Codes

- 1 Rigid Plastic
- 2 Self Adhesive Vinyl
- 3 Photoluminescent Rigid Plastic
- 4 Photoluminescent Self Adhesive
- \* 5 Miscellaneous Products
- 6 Aluminium
- 7 Polycarbonate

\* No size code is required when ordering miscellaneous products

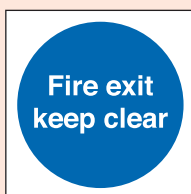
### 3 Choose Size Codes

<b>A</b> 75 x 100 mm	<b>J</b> 400 x 200 mm	<b>S</b> 75 x 200 mm
<b>B</b> 80 x 80 mm	<b>K</b> 300 x 400 mm	<b>T</b> 210 x 210 mm
<b>C</b> 150 x 150 mm	<b>L</b> 450 x 150 mm	<b>U</b> 100 x 100 mm
<b>D</b> 150 x 100 mm	<b>M</b> 600 x 200 mm	<b>V</b> 300 x 150 mm
<b>E</b> 150 x 200 mm	<b>N</b> 400 x 400 mm	<b>W</b> 600 x 900 mm
<b>F</b> 200 x 200 mm	<b>P</b> 600 x 400 mm	<b>X</b> 200 x 100 mm
<b>G</b> 300 x 100 mm	<b>Q</b> 600 x 450 mm	
<b>H</b> 250 x 300 mm	<b>R</b> 178 x 203 mm	



# FIRE DOORS

Every fire door should have an appropriate "Fire door keep shut" sign fitted. Where doors can be used from either side a sign is required on both sides. Doors which open on to a fire escape corridor should be locked shut and signed accordingly.



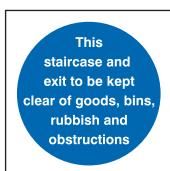
1 1606 **F N B**  
2 1606 **F N B**  
6 1606 **F N**  
7 1606 **F**



1 1610 **B U**  
2 1610 **B U**  
7 1610 **B**



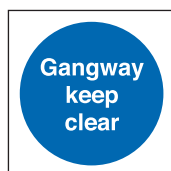
When installed outside, place on wall either to the opposite side to the door's hinges or above the door.



1 1601 **F**  
2 1601 **F**




1 1602 **B F**  
2 1602 **B F**



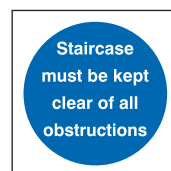
1 1603 **F N**  
2 1603 **F N**



1 1604 **F N**  
2 1604 **F N**



1 1605 **F N U**  
2 1605 **F N U**



1 1607 **F N**  
2 1607 **F N**



1 1608 **B F**  
2 1608 **B F**



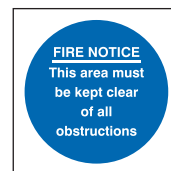
1 1609 **B**  
2 1609 **B**



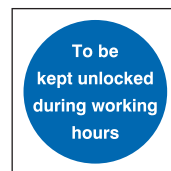
1 1611 **B**  
2 1611 **B**



1 1612 **B**  
2 1612 **B**



1 1613 **F N**  
2 1613 **F N**



1 1614 **F N**  
2 1614 **F N**



1 1615 **F N**  
2 1615 **F N**



1 1616 **B**  
2 1616 **B**



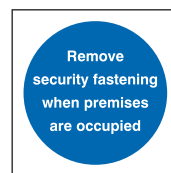
1 1617 **B U**  
2 1617 **B U**



1 1618 **B U**  
2 1618 **B U**



1 1619 **B**  
2 1619 **B**



1 1620 **B**  
2 1620 **B**



1 1621 **B**  
2 1621 **B**



1 1635 **U**  
2 1635 **U**



1 1636 **U**  
2 1636 **U**



1 1054 **B**  
2 1054 **B**



1 1625 **B**  
2 1625 **B**



1 1626 **B D**  
2 1626 **B D**



1 1627 **B**  
2 1627 **B**




1 1628 **B**  
2 1628 **B**




1 1629 **B D**  
2 1629 **B D**



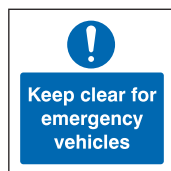
1 1630 **B**  
2 1630 **B**



1 1631 **F N**  
2 1631 **F N**



1 1632 **F N**  
2 1632 **F N**



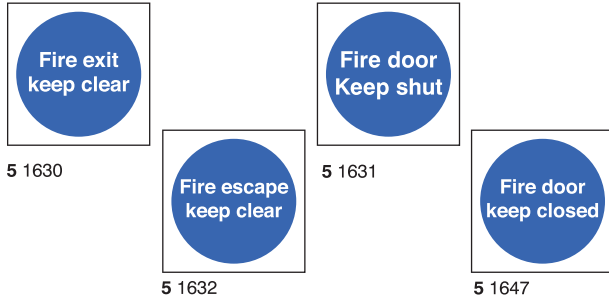
1 1633 **F N**  
2 1633 **F N**



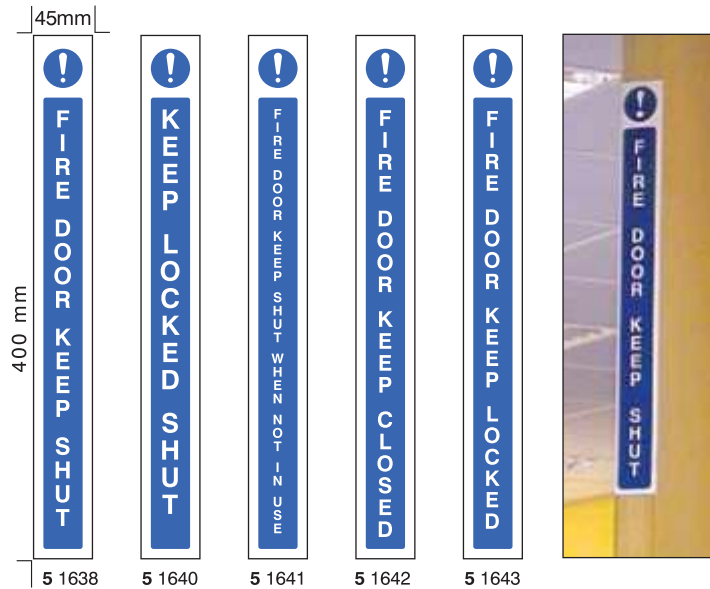
1 1634 **F**  
2 1634 **F**

## Double Sided Self Adhesive Signs

For use on glass doors - clearly displays the same message from both sides. Size 100x100mm.



## Door Edge Self Adhesive Signs



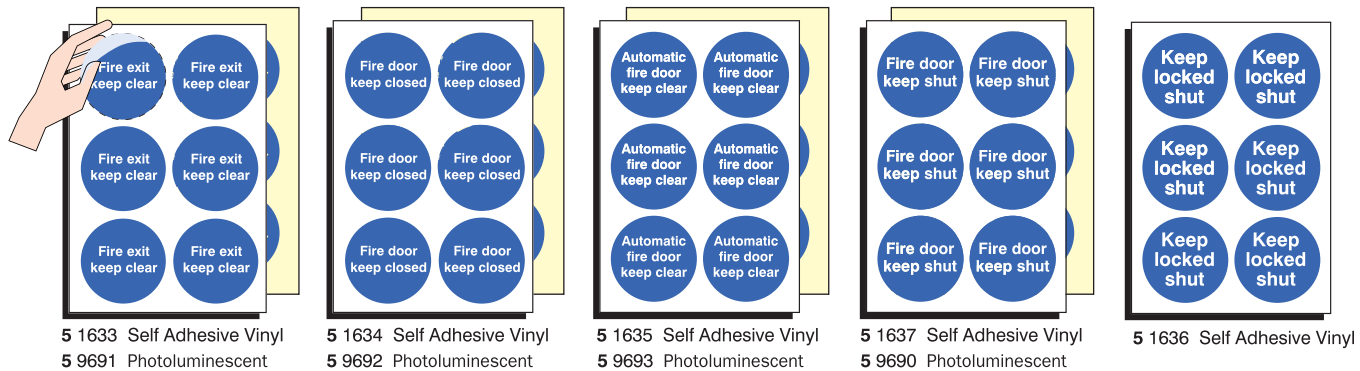
## 76mm Deluxe Fire Door Signs



Do not place door edge sign over fire door's intumescent strip.

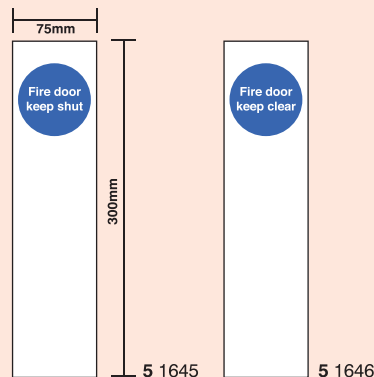
## Peel 'n' Stick Labels

- Economic and easy to use
- Supplied in sheets of six labels
- Each label is 65mm diameter
- Photoluminescent labels supplied on a sheet of 80x80mm squares



## Door Plates

Manufactured from hard wearing white faced aluminium with adhesive backing.



## Braille & Tactile Door Plates

Self adhesive backed  
70 x 200 mm



## HOW TO ORDER

### 1 Choose Your Sign

Your sign

1 1234 GL

Material Sign Size

### 2 Choose Material Codes

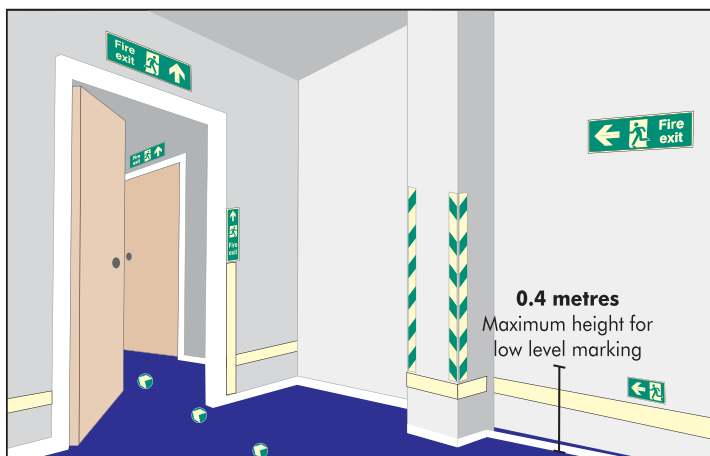
- 1 Rigid Plastic
- 2 Self Adhesive Vinyl
- 3 Photoluminescent Rigid Plastic
- 4 Photoluminescent Self Adhesive
- \* 5 Miscellaneous Products
- 6 Aluminium
- 7 Polycarbonate

\* No size code is required when ordering miscellaneous products

### 3 Choose Size Codes

<b>A</b> 75 x 100 mm	<b>J</b> 400 x 200 mm	<b>S</b> 75 x 200 mm
<b>B</b> 80 x 80 mm	<b>K</b> 300 x 400 mm	<b>T</b> 210 x 210 mm
<b>C</b> 150 x 150 mm	<b>L</b> 450 x 150 mm	<b>U</b> 100 x 100 mm
<b>D</b> 150 x 100 mm	<b>M</b> 600 x 200 mm	<b>V</b> 300 x 150 mm
<b>E</b> 150 x 200 mm	<b>N</b> 400 x 400 mm	<b>W</b> 600 x 900 mm
<b>F</b> 200 x 200 mm	<b>P</b> 600 x 400 mm	<b>X</b> 200 x 100 mm
<b>G</b> 300 x 100 mm	<b>Q</b> 600 x 450 mm	
<b>H</b> 250 x 300 mm	<b>R</b> 178 x 203 mm	

## British Standard ISO 16069 Safety Way Guidance Systems



BS ISO 16069 is the British Standard relating to the planning, design and marking for Safety Way Guidance Systems.

In addition to the requirements for installing exit signs at 1.7m-2.2m from the ground, this standard recommends that additional intermediate and low location markings may also be required.

Subject to a full risk assessment, additional escape guidance should be provided through the use of both continuous guidance lines and safety signs to ensure there is an uninterrupted safety sign system to aid an efficient and safe evacuation from a building. Fire fighting equipment, hazards along an escape route, boundaries, stairs and ramps should also be identified.

## Intermediate Markers

- In line with BS 16069, these signs should be used to continuously reinforce the exit message every five to ten metres.
- They should not be used in isolation instead of ISO 7010 signs shown.



3 2150 X V  
4 2150 X V



3 2151 X V  
4 2151 X V



3 2152 X V  
4 2152 X V



3 2153 X V  
4 2153 X V



3 2154 X V  
4 2154 X V



3 2155 X V  
4 2155 X V



3 2156 X V  
4 2156 X V



3 2157 X V  
4 2157 X V

## Way Finding Floor Markers

Photoluminescent way finding floor markers are an effective method of marking escape routes. The markers have an anti-slip surface and strong adhesive backing.




5 8663  
95mm diameter



5 8664  
125mm diameter



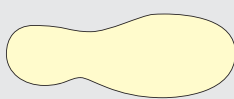
5 8665  
175mm x 110mm



5 8670  
75x75mm  
Pack of 20



5 8671  
75mm Dia  
Pack of 20



5 8672  
240x90mm  
Pack of 20

## Rigid Photoluminescent Marking Strips With a Self Adhesive Backing



5 8666



5 8667  
1200mm x 80mm

## Safety Tapes

All photoluminescent tapes come in 10 metre rolls.



58641 40mm width  
58642 80mm width



58644 40mm width  
58645 80mm width




58650 40mm width  
58651 80mm width




58647 40mm width  
58648 80mm width



58653 40mm width  
58654 80mm width



58658 20mm width  
58659 40mm width  
58660 80mm width



58656 40mm width  
58657 80mm width

## ISO 7010



3 2001 G L M  
4 2001 G L M



3 2002 G L M  
4 2002 G L M



3 2003 G L M  
4 2003 G L M



3 2004 G L M  
4 2004 G L M



3 2005 G L M  
4 2005 G L M



3 2006 G L M  
4 2006 G L M



3 2007 G L M  
4 2007 G L M



3 2008 G L M  
4 2008 G L M



3 2009 G L M  
4 2009 G L M



3 2010 G L M  
4 2010 G L M



3 2011 G L M  
4 2011 G L M



3 2012 G L M  
4 2012 G L M



3 2013 G L M  
4 2013 G L M



3 2014 G L M  
4 2014 G L M



3 2015 G L M  
4 2015 G L M



3 2016 G L M  
4 2016 G L M



3 2036 J V X L  
4 2036 J V X



3 2057 J V X  
4 2057 J V X



3 2033 J V X L  
4 2033 J V X



3 2056 J V X  
4 2056 J V X



3 2063 G L  
4 2063 G L



3 2069 G L  
4 2069 G L



3 2053 G L  
4 2053 G L



3 2058 G L  
4 2058 G L

## ISO 7010 - An Overview

ISO 7010 is soon to be adopted as a European norm and will be automatically adopted as the domestic standard within all member states of the European Union and written into the countries law. All workplaces will be required to implement and display the new graphical symbols for safety communication. ISO 7010 has been developed to provide a consistency in design across the EU. By using common pictograms and symbols a universal recognition of safety signs will be encouraged. It will mean that a fire exit sign in the UK will look the same as it would in any other European country.

The use of ISO 7010 graphical symbols for escape routes and ISO 16069 safety way guidance (see page 20) will help ensure that an evacuee is progressed correctly through the escape route to a place of relative safety. As a result the old EC Directive (92/58/EEC) signage will no longer be a valid option within your building and we strongly recommend that you replace signage displaying these symbols for the new ISO 7010 versions found on this page.

### Old EC Directive version



### New 7010 version



Unlike ISO 7010, these EC Directive signs have been found to cause some confusion amongst evacuees and have no comprehension credentials to validate their use as part of your safety way guidance system.

## HOW TO ORDER

### 1 Choose Your Sign



### 2 Choose Material Codes

- 1 Rigid Plastic
- 2 Self Adhesive Vinyl
- 3 Photoluminescent Rigid Plastic
- 4 Photoluminescent Self Adhesive
- \* 5 Miscellaneous Products
- 6 Aluminium
- 7 Polycarbonate

\* No size code is required when ordering miscellaneous products

### 3 Choose Size Codes

<b>A</b> 75 x 100 mm	<b>J</b> 400 x 200 mm	<b>S</b> 75 x 200 mm
<b>B</b> 80 x 80 mm	<b>K</b> 300 x 400 mm	<b>T</b> 210 x 210 mm
<b>C</b> 150 x 150 mm	<b>L</b> 450 x 150 mm	<b>U</b> 100 x 100 mm
<b>D</b> 150 x 100 mm	<b>M</b> 600 x 200 mm	<b>V</b> 300 x 150 mm
<b>E</b> 150 x 200 mm	<b>N</b> 400 x 400 mm	<b>W</b> 600 x 900 mm
<b>F</b> 200 x 200 mm	<b>P</b> 600 x 400 mm	<b>X</b> 200 x 100 mm
<b>G</b> 300 x 100 mm	<b>Q</b> 600 x 450 mm	
<b>H</b> 250 x 300 mm	<b>R</b> 178 x 203 mm	

## Emergency Escape Signs for the Disabled

This range of signs are specifically designed to assist the safe evacuation of the physically disabled in the event of an emergency. These signs meet the requirements of BS5588 Part 8 - the code of practice for means of escape for disabled people.



3 2087 **G L**  
4 2087 **G L**



3 2089 **G L**  
4 2089 **G L**



3 2091 **G L**  
4 2091 **G L**



3 1227 **G L**  
4 1227 **G L**



3 2093 **G L**  
4 2093 **G L**



3 2094 **G L**  
4 2094 **G L**



3 2146 **G L**  
4 2146 **G L**



3 2098 **G L**  
4 2098 **G L**



3 1229 **L**  
4 1229 **L**



3 1230 **L**  
4 1230 **L**




3 1250 **L**  
4 1250 **L**



3 1251 **L**  
4 1251 **L**



3 1228 **H**  
4 1228 **H**



3 1430 **E H**  
4 1430 **E H**



3 2085 **E H**  
4 2085 **E H**



3 2095 **E H**  
4 2095 **E H**



3 2096 **E H**  
4 2096 **E H**



3 2147 **L**  
4 2147 **L**

## Health Services and Hospitals



3 2120 **G L M**  
4 2120 **G L M**



3 2121 **G L M**  
4 2121 **G L M**



3 2107 **G L M**  
4 2107 **G L M**



3 2108 **G L M**  
4 2108 **G L M**



3 2082 **J V**  
4 2082 **J V**



3 2083 **G L M**  
4 2083 **G L M**



3 2084 **G L M**  
4 2084 **G L M**



3 2086 **G L M**  
4 2086 **G L M**



3 2109 **C F**  
4 2109 **C F**



3 2081 **J V**  
4 2081 **J V**



3 2088 **G L M**  
4 2088 **G L M**



3 2090 **G L M**  
4 2090 **G L M**




3 2092 **G L M**  
4 2092 **G L M**



3 2110 **C F**  
4 2110 **C F**

## Door Plates

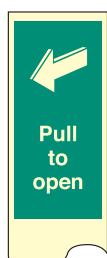
Manufactured from 75 x 300mm hard wearing photoluminescent rigid PVC with a self adhesive back. Door plates should be installed to reinforce the exit message. They should **not** be installed instead of exit/fire exit signs above the door.



5 8230



5 8231



5 8232



5 8233



5 8234



5 8235



5 8236



5 8237







3 2061 **G L**  
4 2061 **G L**



3 2065 **G L**  
4 2065 **G L**



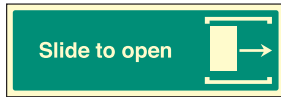
3 2062 **G L**  
4 2062 **G L**



3 2064 **G L**  
4 2064 **G L**



3 2045 **G L**  
4 2045 **G L**



3 2046 **G L**  
4 2046 **G L**



3 2050 **G L**  
4 2050 **G L**



3 2048 **G L**  
4 2048 **G L**



3 2049 **G L**  
4 2049 **G L**



3 2047 **G L**  
4 2047 **G L**



3 2052 **G L**  
4 2052 **G L**



3 2051 **G L**  
4 2051 **G L**



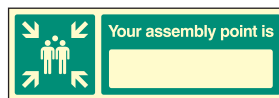
3 1220 **E**  
4 1220 **E**



3 1213 **E**  
4 1213 **E**

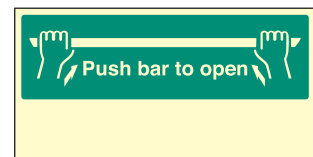


3 1624 **E**  
4 1624 **E**



5 8661 150x50mm  
5 8662 450x150mm

Rigid Photoluminescent.  
Site sign adjacent to alarm call points and at fire exits.



3 2099 **J**  
4 2099 **J**

Position directly behind a push bar so the blank photoluminescent panel highlights the bar's location.



3 2043 **F U**  
4 2043 **F U**



3 2044 **F U**  
4 2044 **F U**



3 2060 **F U**  
4 2060 **F U**



3 2072 **F U**  
4 2072 **F U**



3 2034 **C F U**  
4 2034 **C F U**



3 2037 **C F U**  
4 2037 **C F U**



3 2035 **C F U**  
4 2035 **C F U**



3 2038 **C F U**  
4 2038 **C F U**



3 2039 **C F**  
4 2039 **C F**



3 2042 **F U**  
4 2042 **F U**



3 2041 **F U**  
4 2041 **F U**



3 2122 **F**  
4 2122 **F**



3 2040 **C F**  
4 2040 **C F**

In accordance with ISO 7010, these text signs should be used alongside a running man graphic and, where appropriate, a directional arrow.

## Large Format Signs



5 2090 900x300mm PVC



5 2092 900x300mm PVC



5 2091 900x300mm PVC



5 2094 800x400mm PVC

## HOW TO ORDER

### 1 Choose Your Sign



1 1234 **G L**



### 2 Choose Material Codes

- 1 Rigid Plastic
- 2 Self Adhesive Vinyl
- 3 Photoluminescent Rigid Plastic
- 4 Photoluminescent Self Adhesive
- \* 5 Miscellaneous Products
- 6 Aluminium
- 7 Polycarbonate


\* No size code is required when ordering miscellaneous products


### 3 Choose Size Codes


<b>A</b> 75 x 100 mm	<b>J</b> 400 x 200 mm	<b>S</b> 75 x 200 mm
<b>B</b> 80 x 80 mm	<b>K</b> 300 x 400 mm	<b>T</b> 210 x 210 mm
<b>C</b> 150 x 150 mm	<b>L</b> 450 x 150 mm	<b>U</b> 100 x 100 mm
<b>D</b> 150 x 100 mm	<b>M</b> 600 x 200 mm	<b>V</b> 300 x 150 mm
<b>E</b> 150 x 200 mm	<b>N</b> 400 x 400 mm	<b>W</b> 600 x 900 mm
<b>F</b> 200 x 200 mm	<b>P</b> 600 x 400 mm	<b>X</b> 200 x 100 mm
<b>G</b> 300 x 100 mm	<b>Q</b> 600 x 450 mm	
<b>H</b> 250 x 300 mm	<b>R</b> 178 x 203 mm	

# FIRE ACTION NOTICES

**Fire Action**

 **1. Operate nearest fire alarm.**

 **2. Leave building by the nearest exit.**

 **3. Report to assembly point.**

3 1405   
4 1405 

**Fire action**  
if you discover a fire

 Operate nearest fire alarm point


 Call the Fire brigade by telephoning 999

 Leave the building by the nearest exit.

 Report to your assembly point at \_\_\_\_\_

 Do not stop to collect personal belongings

 Do not use lift

3 1419   
4 1419 

**Fire action**  
if you discover a fire

 Operate nearest fire alarm point



 Call the Fire brigade by telephoning 999

 Leave the building by the nearest exit

 Report to your assembly point at \_\_\_\_\_

 Do not stop to collect personal belongings

 Do not use lift

3 1420   
4 1420 

**Fire action**  
if you discover a fire

 Operate nearest fire alarm point

 Fire Brigade will be called automatically.

 Leave the building by the nearest exit.

 Report to your assembly point at \_\_\_\_\_

 Do not stop to collect personal belongings

 Do not use lift

3 1428   
4 1428 

**Fire Action**

If you discover a fire

1. Immediately operate nearest alarm call-point.
2. Attack fire, if possible, with fire appliances provided but without taking personal risks.

On hearing alarm of fire

3. The \_\_\_\_\_ will call the fire brigade immediately by Exchange telephone
- (a) Lift receiver and dial 999.
- (b) Give operator your telephone number and ask for Fire.
- (c) When fire brigade replies give call distinctly.

Fire at \_\_\_\_\_

Do not replace receiver until address has been repeated by fire brigade

Call fire brigade immediately to every fire or on suspicion of fire

4. Leave building and report to person in charge of assembly point \_\_\_\_\_
5. The \_\_\_\_\_ will take charge of any evacuation and ensure that no one is left in the building.

Use nearest available exit.

Do not stop to collect personal belongings.

Do not re-enter building

3 1401   
4 1401 

**Fire Action**

If you discover a fire

1. Immediately operate nearest alarm call-point.
2. Attack fire, if possible, with fire appliances provided but without taking personal risks.

On hearing alarm of fire

3. The \_\_\_\_\_ will call the fire brigade immediately by exchange telephone
- (a) Lift receiver and dial 999.
- (b) Give operator your telephone number and ask for fire.
- (c) When fire brigade replies give call distinctly.

Fire at \_\_\_\_\_

Do not replace receiver until address has been repeated by fire brigade

Call fire brigade immediately to every fire or on suspicion of fire



4. Leave building and report to person in charge of assembly point \_\_\_\_\_

Use nearest available exit.

Do not use lift.

Do not stop to collect personal belongings.

Do not re-enter building

3 1402   
4 1402 


**Fire Action**

If you discover fire

- (a) Immediately operate nearest alarm call point
- (b) The \_\_\_\_\_ will call the fire brigade
- (c) Do not stop to collect personal belonging
- (d) Leave by nearest available exit
- (e) Proceed to assembly point situated at \_\_\_\_\_ and report to person in charge

Do not use lifts

Do not re-enter building until you are told it is safe to do so.

3 1403   
4 1403 

**Fire Action**

The person discovering a fire will:  
Operate the nearest fire alarm.  
(The Fire Brigade is to be called immediately)  
On hearing the fire alarm  
By night -

Put on dressing gown and house shoes.  
Do not stop to dress fully.  
Ensure that others in your room are awake.  
Go to the place of assembly, shutting all doors behind you.

By day -  
Go at once to the place of assembly.  
At all times -  
Act quickly.

Do not stop to collect your personal belongings.  
Do not attempt to pass others on your way to the place of assembly.

The Place of Assembly is \_\_\_\_\_


3 1416   
4 1416 

**Fire Action**  
Any person discovering a fire

1. Sound the alarm
2. \_\_\_\_\_ to call the fire brigade
3. Attack the fire if possible using the appliances provided.

On hearing the fire alarm

4. Leave the building by \_\_\_\_\_ route
5. Close all doors behind you
6. Report to assembly point \_\_\_\_\_

 Do not take risks.  
Do not return to the building for any reason until authorised to do so

3 1423   
4 1423 

**Fire alarm**

**Fire Action**  
Any person discovering a fire

1. Sound the alarm.
2. Phone \_\_\_\_\_ to call the fire brigade.
3. Attack the fire if possible using the appliances provided.

On hearing the fire alarm

4. Leave the building by \_\_\_\_\_ route.
5. Close all doors behind you.
6. Report to assembly point.

 Do not take risks.  
Do not return to the building for any reason until authorised to do so.  
Do not use lifts.

3 1426   
4 1426 

**Fire alarm**



**Fire Action**  
Any person discovering a fire

1. Sound the alarm.
2. Phone \_\_\_\_\_ to call the fire brigade.
3. Attack the fire if possible using the appliances provided.

On hearing the fire alarm

4. Leave the building by \_\_\_\_\_ route.
5. Close all doors behind you.
6. Report to assembly point.

 Do not take risks.  
Do not return to the building for any reason until authorised to do so.

3 1427   
4 1427 

**Fire action**  
if you discover a fire


 Operate nearest fire alarm point

 Fire Brigade will be called automatically.

 Leave the building by the nearest exit

 Report to your assembly point at \_\_\_\_\_

 Do not stop to collect personal belongings

3 1429   
4 1429 

**Refuge action**

In the event of fire:


This refuge provides fire and smoke protection for approximately \_\_\_\_\_ minutes.



The evacuation plan in operation within these premises ensures that assistance will arrive at this point within \_\_\_\_\_ minutes.

You are located on \_\_\_\_\_ Building \_\_\_\_\_

Disabled persons should:

1. Remain calm
2. Wait here until assistance arrives

 Do not attempt to leave the building unassisted  
Do not leave this point even temporarily

3 1430   
4 1430 

**Gas Leak Action**


Any person discovering a gas leak



1. Extinguish all naked flames and cigarettes.
2. Turn off the supply at the control valve.
3. Open all windows.
4. Call gas emergency on: \_\_\_\_\_

If the escape persists:

5. Evacuate building immediately.
6. Report to the external assembly point.

Assembly point: \_\_\_\_\_

 Do not search with naked lights.  
Do not operate any electrical switch, light or appliance.  
Do not turn gas back on until the escape has been repaired.

3 1431   
4 1431 


**Fire Action**



Any person discovering a fire

1. Sound the alarm.
2. Phone \_\_\_\_\_ to call the fire brigade.
3. Attack the fire if possible using the appliances provided.

On hearing the fire alarm

4. Leave the building by \_\_\_\_\_ route.
5. Close all doors behind you.
6. Report to assembly point.

 Do not take risks.  
Do not return to the building for any reason until authorised to do so.  
Do not use lifts.

3 1432   
4 1432 

**Staff Fire Action Routine**



 Operate nearest fire alarm point

 Call the Fire Brigade


 Fight the fire, if safe and trained to do so

 Evacuate the building via the nearest exit

 Do not stop to collect personal belongings

3 1439   
4 1439 

## Multi-Lingual Fire Action Notices - English, French and German



3 1424 H  
4 1424 H



3 1435 E H  
4 1435 E H



3 1436 E H  
4 1436 E H



3 1437 E H  
4 1437 E H

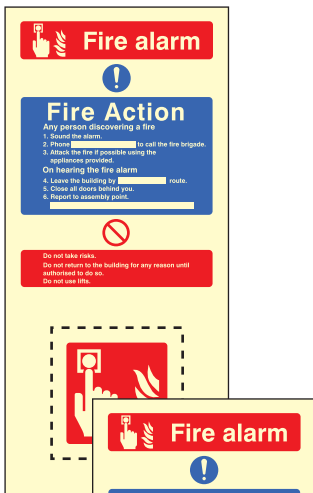
Photoluminescent

## EasiKIT Fire Action

Fire action EasiKITs are manufactured from self adhesive photoluminescent material with aperture to accommodate regulation size fire alarm call points. Simply pop out the call point symbol and apply main sign over call point box then position symbol on wall above call point at a height of between 1.7 and 2.0 metres from ground level.



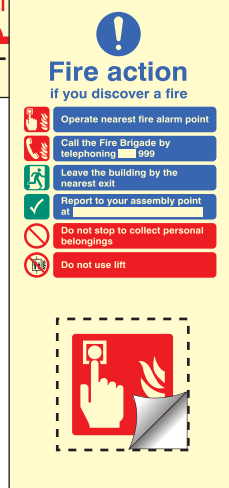
5 8220



5 8222



5 8224



5 8225



Size: 150x330mm

## HOW TO ORDER

### 1 Choose Your Sign



### 2 Choose Material Codes

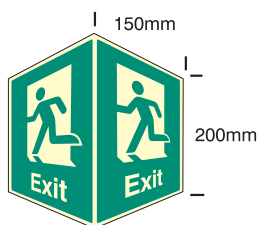
- 1 Rigid Plastic
  - 2 Self Adhesive Vinyl
  - 3 Photoluminescent Rigid Plastic
  - 4 Photoluminescent Self Adhesive
  - \* 5 Miscellaneous Products
  - 6 Aluminium
  - 7 Polycarbonate
- \* No size code is required when ordering miscellaneous products

### 3 Choose Size Codes

<b>A</b> 75 x 100 mm	<b>J</b> 400 x 200 mm	<b>S</b> 75 x 200 mm
<b>B</b> 80 x 80 mm	<b>K</b> 300 x 400 mm	<b>T</b> 210 x 210 mm
<b>C</b> 150 x 150 mm	<b>L</b> 450 x 150 mm	<b>U</b> 100 x 100 mm
<b>D</b> 150 x 100 mm	<b>M</b> 600 x 200 mm	<b>V</b> 300 x 150 mm
<b>E</b> 150 x 200 mm	<b>N</b> 400 x 400 mm	<b>W</b> 600 x 900 mm
<b>F</b> 200 x 200 mm	<b>P</b> 600 x 400 mm	<b>X</b> 200 x 100 mm
<b>G</b> 300 x 100 mm	<b>Q</b> 600 x 450 mm	
<b>H</b> 250 x 300 mm	<b>R</b> 178 x 203 mm	

## EasiFIX Projecting Signs

To identify locations of fire equipment, visible from several view points, use our EasiFIX projecting signs. Supplied ready to install with drilling guide, EasiFIX signs are designed to conceal the fixings for a neat finish.



5 8007



5 8008



5 8009



5 8010




5 8011



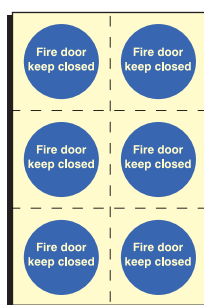
5 8013

## Peel 'n' Stick Labels

- Economic and easy to use
- Supplied in sheets of six self adhesive photoluminescent labels
- Individual labels supplied on 80x80mm squares



5 9691



5 9692



5 9693




5 9690

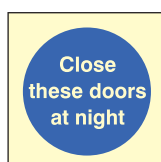
## Fire Doors



3 1606 **B F**  
4 1606 **B F**



3 1610 **B**  
4 1610 **B**



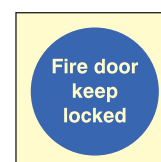
3 1611 **B**  
4 1611 **B**



3 1616 **B**  
4 1616 **B**



3 1618 **B**  
4 1618 **B**



3 1101 **B**  
4 1101 **B**

## Fire Warden Station

- Assists Fire Wardens to discharge their responsibilities
- 5mm thick, 900x600mm Class B photoluminescent backboard aids wardens and evacuees
- Clear acrylic A4 holders incorporated to retain relevant fire documents



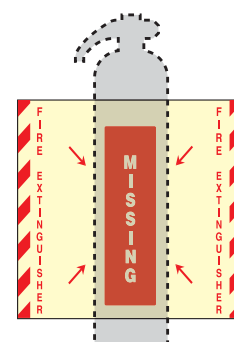
5 8045

## Extinguisher Missing

- Photoluminescent backboard's primary function is to aid the swift location of an extinguisher in a darkened room
- Missing message only visible should extinguisher be removed from bracket above sign
- 350x350mm Photoluminescent PVC



5 8046





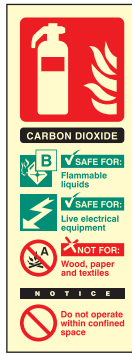
3 1214 S  
4 1214 S



3 1215 S  
4 1215 S



3 1216 S  
4 1216 S



3 1217 S  
4 1217 S



3 1218 S  
4 1218 S



3 1219 S  
4 1219 S



3 1231 S  
4 1231 S



3 1242 S  
4 1242 S



3 1244 S  
4 1244 S



3 1233 DE  
4 1233 DE



3 1234 DE  
4 1234 DE



3 1235 DE  
4 1235 DE



3 1236 DE  
4 1236 DE



3 1237 DE  
4 1237 DE



3 1240 DE  
4 1240 DE



3 1241 DE  
4 1241 DE



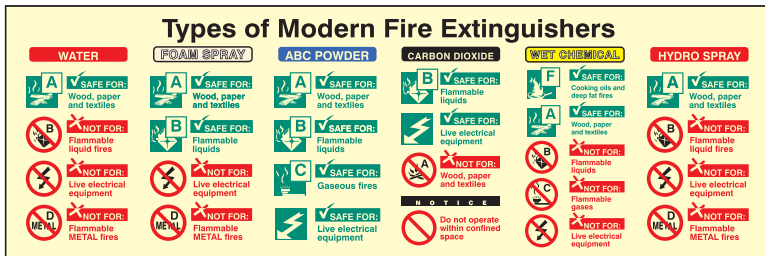
3 1245 DE  
4 1245 DE



3 1221 DE  
4 1221 DE



3 1246 DE  
4 1246 DE



3 1226 L  
4 1226 L



3 1013 EK  
4 1013 EK



3 1014 EK  
4 1014 EK



3 1010 EK  
4 1010 EK



3 1016 C  
4 1016 C



3 1018 CU  
4 1018 C



3 1019 C  
4 1019 C



3 1017 CU  
4 1017 CU



3 1031 X  
4 1031 X



3 1007 EK  
4 1007 EK



3 1011 EK  
4 1011 EK

## HOW TO ORDER

### 1 Choose Your Sign



1 1234 GL



### 2 Choose Material Codes

- 1 Rigid Plastic
- 2 Self Adhesive Vinyl
- 3 Photoluminescent Rigid Plastic
- 4 Photoluminescent Self Adhesive
- \* Miscellaneous Products
- 6 Aluminium
- 7 Polycarbonate

\* No size code is required when ordering miscellaneous products

### 3 Choose Size Codes

<b>A</b> 75 x 100 mm	<b>J</b> 400 x 200 mm	<b>S</b> 75 x 200 mm
<b>B</b> 80 x 80 mm	<b>K</b> 300 x 400 mm	<b>T</b> 210 x 210 mm
<b>C</b> 150 x 150 mm	<b>L</b> 450 x 150 mm	<b>U</b> 100 x 100 mm
<b>D</b> 150 x 100 mm	<b>M</b> 600 x 200 mm	<b>V</b> 300 x 150 mm
<b>E</b> 150 x 200 mm	<b>N</b> 400 x 400 mm	<b>W</b> 600 x 900 mm
<b>F</b> 200 x 200 mm	<b>P</b> 600 x 400 mm	<b>X</b> 200 x 100 mm
<b>G</b> 300 x 100 mm	<b>Q</b> 600 x 450 mm	
<b>H</b> 250 x 300 mm	<b>R</b> 178 x 203 mm	



# 8 WATT DOUBLE SIDED EXIT SIGN

The EDS light is a general purpose, double-sided interior ceiling mounted sign for use at an intersection on an emergency escape route.

## Specification

Comprising a white, stove-enamelled, zintec-coated sheet steel base fitted with a self extinguishing legend panel, the EDS Light is designed for use on escape routes. It passes the 850 °C hot-wire test, as defined by ICEL.

The EDS light has a cable knockout, provided in the top. It complies with the requirements of EN60598-2-22 and is

suitable for incorporation into an emergency lighting system complying with BS5266-1:2005. The EDS light can be fitted with legends complying with the Health and Safety signs directive of 1996, while for extensions a full range of BS5499 legends remain available. With flexibility in mind a full range of alternative finishes are available including any British Standard or RAL colour. Switchable, Maintained and Non-Maintained versions available.



Viewing Distances 34 Meters

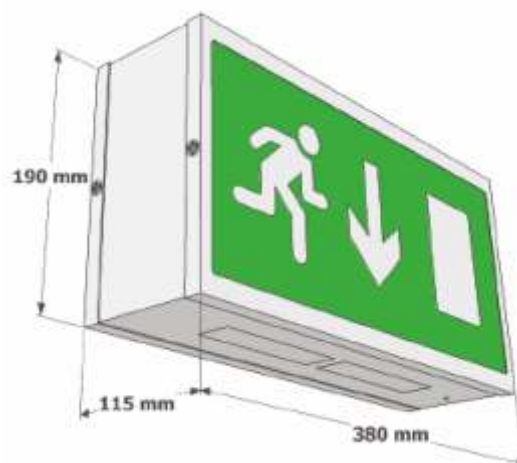
Model	Mode	Lamp Type	Power Con	Battery	Duration	Weight	Emerg Output
<b>5</b> EDS8NM	Non Maintained	8W T5	8 VA	2.4V 4Ah	3 Hours	2.18 Kg	100 Lumens
<b>5</b> EDS8M	Maintained	8W T5	20 VA	2.4V 4Ah	3 Hours	2.35 Kg	100 Lumens

- IP20 (Interior Use)
- Escape Route Sign
- Downlight Facility
- Choice of Legend
- Ceiling Mounted
- Colour Options
- Self - Contained

## Options

/BR	Brass finish
/CR	Chrome finish
/LR	Arrow left / right

Note: All exit signs are arrow down as standard please specify other direction if required



The ES Light is a general purpose, cost-effective wall mounted emergency escape route sign.

Specification

Comprising a white, stove-enamelled, zintec-coated sheet steel base and fitted with a self-extinguishing legend panel, the ES Light is designed for use on escape routes. It conforms to the 850 °C hot-wire test, as defined by ICEL.

The ES Light has cable knockouts, which are provided in the sides and the top.

Complying with the requirements of EN60598-2-22 the ES Light is also suitable for incorporation into an emergency lighting system complying with BS5266-1:2005.

The ES Light can be fitted with legends complying with the Health and Safety signs Directive of 1996, while for extensions a full range of BS5499 legends remain available. With flexibility in mind, choose from a wide number of alternative finishes, including British Standard or RAL colour, plus brass & chrome. Switchable , Maintained , Non-Maintained and Sustained versions available.



Viewing Distance      34 Metres

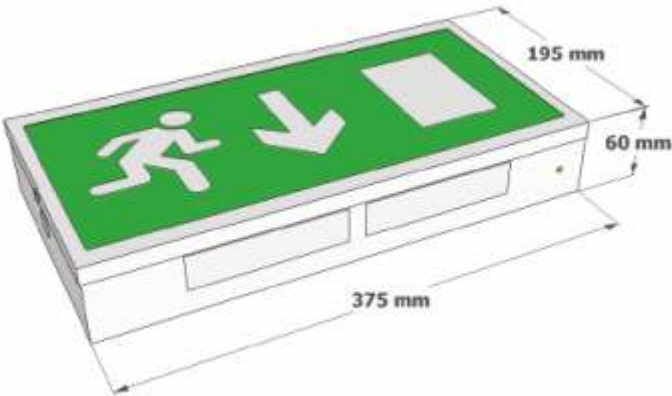
Model	Mode	Lamp Type	Power Con	Battery	Duration	Weight	Emerg Output
5 ES8NM	Non Maintained	8W T5	8 VA	2.4V 4Ah	3 Hours	1.91 Kg	100 Lumens
5 ES8M	Maintained	8W T5	20 VA	2.4V 4Ah	3 Hours	2.08 Kg	100 Lumens

- IP20 Interior Use
- Escape Route Sign
- Downlight Facility
- Choice of Legend
- Can be Ceiling Mounted
- Colour Options
- Brass or Chrome Versions
- Self-Contained
- Ambient Temp 0 °C to 25 °C

Options

/BR	Brass finish
/CR	Chrome finish
/L	Arrow left
/R	Arrow right

Note: All exit signs are arrow down as standard please specify other direction if required



# 8 WATT CURVED EXIT SIGN

The ESS Light is an attractively designed, wall mounted, emergency escape route sign. The convex front and perforated downlight section make for an eye-catching alternative.

## Specification

Comprising a white, stove-enamelled, zinc-coated sheet steel base, and fitted with a self-extinguishing legend panel, the ESS Light is designed for use on escape routes and final exits. It conforms with the 850°C hot-wire test, as defined by ICEL.

The ESS Light has a 20mm cable knockout to the back. It complies with the requirements of EN60598-2-22 and is suitable for incorporation into an emergency lighting system complying with BS5266-1:2005. The ESS Light can be fitted with legends complying with the Health and Safety Signs Directive of 1996, while, for extensions, a full range of BS5499 legends remain available. With flexibility in mind, there's a comprehensive choice of alternative finishes including any British Standard or RAL colour. Switchable, Maintained, Non-Maintained and Sustained versions available.



Viewing Distance 30 Metres

Model	Mode	Lamp Type	Power Con	Battery	Duration	Weight	Emerg Output
5 ESS8NM	Non Maintained	8W T5	8 VA	2.4V 4Ah	3 Hours	2.01Kg	100 Lumens
5 ESS8M	Maintained	8W T5	20 VA	2.4V 4Ah	3 Hours	2.18 Kg	100 Lumens

## LED Exit Sign


5 X-ESS3ML	Maintained	6 CREE LED's	7 VA	3.6V 3Ah Ni-Cd	3 Hours	2.0Kg	150 Lumens
------------	------------	--------------	------	----------------	---------	-------	------------

- IP20 Interior Use
- Escape Route Sign
- Downlight Facility
- Choice of Legend
- Colour Options
- Brass or Chrome Versions
- Self-Contained

## Options

/BR	Brass finish
/CR	Chrome finish
/L	Arrow left
/R	Arrow right

Note: All exit signs are arrow down as standard please specify other direction if required



The MPR Light is a decorative, recessed, edge-illuminated escape route and direction sign for indoor use.

Specification

The MPR Light comprises a white finished base and is bezel-fitted with a suspended clear legend panel. The legend panel complies with the Health & Safety Signs Directive of 1996. Cable entry is by a BESA entry in the base and cut-out dimension is 380mm x 120mm. The MPR Light complies with the requirements of EN60598-2-22 and is suitable for incorporation into an emergency lighting system complying with BS5266-1:2005. The MPR Light is white as standard also available in a wide number of alternative finishes, including British Standard or RAL colour, brass, chrome and satin. Switchable, Maintained and Non Maintained versions available.



Viewing Distances    31 Metres

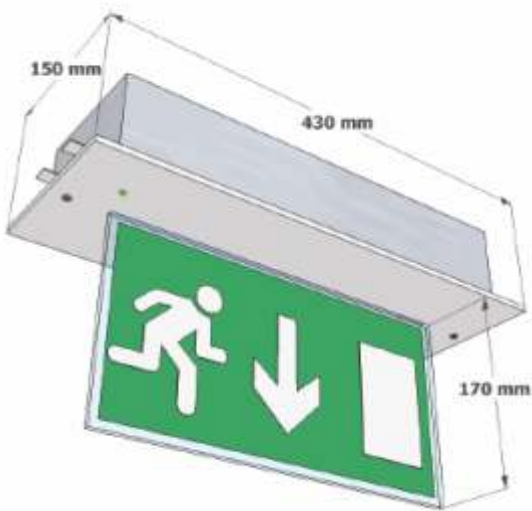
Model	Mode	Lamp Type	Power Con	Battery	Duration	Weight	Emerg Output
5 MPR8NM	Non Maintained	8W T5	8 VA	2.4V 4Ah	3 Hours	2.56 Kg	100 Lumens
5 MPR8M	Maintained	8W T5	20 VA	2.4V 4Ah	3 Hours	2.73 Kg	100 Lumens

- IP20 (Interior Use)
- Recessed Sign
- Hinged Gear Tray
- Ceiling Mounting
- White Finish as Standard
- Brass and Chrome Finishes

Options

/BR	Brass finish
/CR	Chrome finish
/LR	Arrow left / right
/DS	Double sided legend

Note: All exit signs are arrow down as standard please specify other direction if required



# 18 WATT EXIT SIGN

The EXS Light is a large general purpose, emergency escape route sign that's suitable for sizeable open areas with a viewing distance of 57m.

## Specification

Comprising a white, stove-enamelled, zinc-coated sheet steel base fitted with a self-extinguishing legend panel, the EXS Light is designed for use on escape routes. It conforms to the 850 °C hot-wire test, as defined by ICEL.

The EXS Light has cable knockouts, which are provided in the sides and the top, with a BESA entry in the back. It complies with the requirements of EN60598-2-22 and is suitable for incorporation into an emergency lighting system complying with BS5266-1:2005.

The EXS Light can be fitted with legends complying with the Health and Safety signs directive of 1996, while for extensions a full range of BS5499 legends remain available. There's a wide choice of alternative finishes, too, including any British Standard or RAL colour. Switchable, Maintained and Non-Maintained versions available.



Viewing Distances 57 Metres

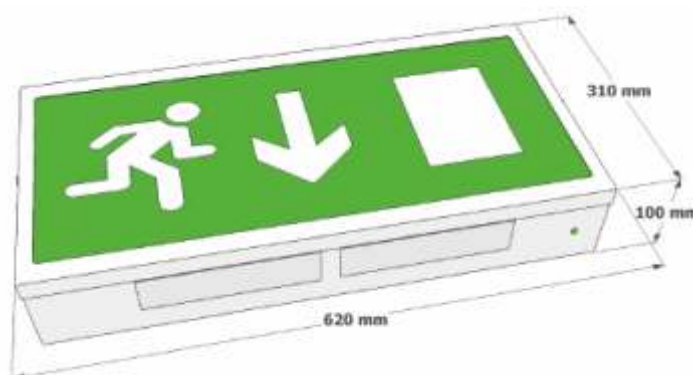
Model	Mode	Lamp Type	Power Con	Battery	Duration	Weight	Emerg Output
<b>5</b> EXS18NM	Non Maintained	18W T8	9 VA	3.6V 4Ah	3 Hours	4.30 Kg	200 Lumens
<b>5</b> EXS18M	Maintained	18W T8	38 VA	3.6V 4Ah	3 Hours	4.50 Kg	200 Lumens

- IP20 (Interior Use)
- Escape Route Sign
- Downlight Facility
- Choice of Legend
- Can be Ceiling Mounted
- Colour Options
- Self-Contained

## Options

/BR	Brsss finish
/CR	Chrome finish
/L	Arrow left
/R	Arrow right

Note: All exit signs are arrow down as standard please specify other direction if required







This LED suspended exit sign uses high illumination LED's, in a small compact shell.

## Specification

Due to its low energy requirement from the mains power supply and the life span of the LED's and batteries, together with its self diagnostic processor, you can almost forget it's there. From this new technology we have been able to reduce the size of the overall unit to provide you with a compact internal use, IP30 rated, emergency exit sign.

The ultra thin suspension cables give the impression that the sign is floating in mid air. With the swivel knuckle joint version you can mount the unit on either wall or ceiling for ease of installation and with the added benefit of being able to be recessed or surface mounted this is an attractive alternative to a standard exit sign. Available in maintained self-test, they continuously test the battery voltage and the operation of the LED's every 15 days and every 6 months the autonomous duration of the battery. Control box colour is RAL 9010, LED housing is aluminium.

## Viewing Distances

MPL3M-8	18 Metres
MPL3M-11	30 Metres

Model	Mode	Lamp	Battery	Power Con	Duration	Weight	Output (lumens)	Sign Dimensions (mm)
5 MPL3M-8	Maintained	12 LED's	3.6V 1Ah	6 VA	3 Hours	980g	45	280 x 90
5 MPL3M-11	Maintained	15 LED's	3.6V 1Ah	6.5 VA	3 Hours	1.15Kg	55	340 x 170



Swivel knuckle version

- Adjustable drop length
- Long life White LED's
- Manual test button
- Operating temp 0°C to 40°C
- Self Test
- Full drop 640 / 700 mm



## Dimensions (mm)

MPL3M-8	a=640, b=280, c=90
MPL3M-11	a=700, b=340, c=160

## Options

/SK	Swivel knuckle connections
/L	Arrow Left
/R	Arrow Right
/SL/110	110V ACDC Slave
/SL/230	230V Mains or slave

Note: All exit signs are arrow down as standard please specify other direction if required

# FIRST AID

Under the Health and Safety (First Aid) Regulations 1981 (As amended 1997) employers have a legal obligation to assess and introduce first aid provisions. Any such provisions should be easy to locate.



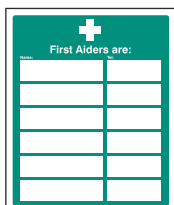
1 6002 **H**  
2 6002 **H**




1 6001 **H**  
2 6001 **H**



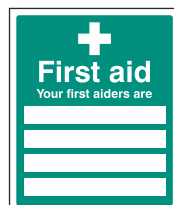
1 6003 **H**  
2 6003 **H**




1 6022 **H**  
2 6022 **H**



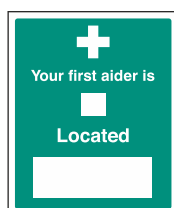
1 6023 **H**  
2 6023 **H**



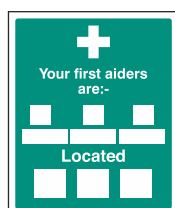
1 6004 **H**  
2 6004 **H**



1 6020 **H**  
2 6020 **H**



1 6028 **H**  
2 6028 **H**



1 6029 **H**  
2 6029 **H**



1 6027 **H**  
2 6027 **H**



1 6052 **H**  
2 6052 **H**



1 6053 **H**  
2 6053 **H**

## Reflective Armband

Enables staff and site visitors to quickly identify first aiders.



5 6053



1 6018 **H**  
2 6018 **H**



1 6019 **H**  
2 6019 **H**



1 6038 **E K**  
2 6038 **E K**

## First Aid Tamper Labels

Easy-break label clearly denotes when first aid box has been opened. Helps ensure first aid box remains fully stocked.



5 6049 82x23mm on roll of 50



1 6008 **G M**  
2 6008 **G M**



1 6009 **G M**  
2 6009 **G M**



1 6010 **G M**  
2 6010 **G M**

## First Aider Label



5 6028 50x50mm  
5 6029 25x25mm



1 6012 **G M**  
2 6012 **G M**



1 6013 **G M**  
2 6013 **G M**



1 6014 **G M**  
2 6014 **G M**



1 6011 **G M**  
2 6011 **G M**



1 6015 **G M**  
2 6015 **G M**




1 6025 **U F N**  
2 6025 **U F N**




1 6024 **U F N**  
2 6024 **U F N**



1 6026 **U F N**  
2 6026 **U F N**



1 6016 **F**  
2 6016 **F**



1 6017 **F**  
2 6017 **F**

## Accident Report Book

- All Accident Report Books should now use pages that can be easily removed.
- In line with the Data Protection Act 1998, this

- enables the record of an accident/incident relating to any individual to be easily removed from the main book and stored securely in an employee's private records.
- All accident record pages are on perforated paper to enable records to be kept confidential.
- A4 size book, containing 50 records.



5 6041

## EasiFIX Projecting Signs

Visible from several view points our EasiFIX projecting signs are used to identify the location of first aid equipment. Supplied ready to install with drilling guide, EasiFIX signs are designed to conceal the fixings for a neat finish.



## Vehicle Marking

Self adhesive on face for application to inside of window.



5 6042 300x50mm



5 6043 300x50mm



5 6037 100x75mm

## Peel 'n' Stick Labels




- Supplied in sheets of 6 labels
- Each label is 65mm diameter

5 6040



5 6047



5 6048

## Evacuation Chair

- Provides safe, efficient evacuation from variety of locations.
- Slides safely and easily down stairs (150kg load capacity).
- Folds for compact storage - quick and easy to unfold.
- Includes: patient restraints, wall mounted hooks, dust cover, photoluminescent signage & CD-Rom user guide.



1 2147 **G L** 3 2147 **L**  
2 2147 **G L** 4 2147 **L**

5 6050




1 6005 **A E H**  
2 6005 **A E H**




1 6055 **A E H**  
2 6055 **A E H**



1 6021 **A E**  
2 6021 **A E**



1 6006 **A E H**  
2 6006 **A E H**



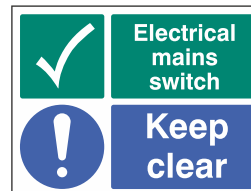
1 6007 **A E H**  
2 6007 **A E H**



1 6051 **K**  
2 6051 **K**



1 6035 **K**  
2 6035 **K**



1 6034 **K**  
2 6034 **K**

## HOW TO ORDER

### 1 Choose Your Sign



1 1234 **G L**



### 2 Choose Material Codes

- Rigid Plastic
- Self Adhesive Vinyl
- Photoluminescent Rigid Plastic
- Photoluminescent Self Adhesive
- Miscellaneous Products
- Aluminium
- Polycarbonate

\* No size code is required when ordering miscellaneous products

### 3 Choose Size Codes

<b>A</b> 75 x 100 mm	<b>J</b> 400 x 200 mm	<b>S</b> 75 x 200 mm
<b>B</b> 80 x 80 mm	<b>K</b> 300 x 400 mm	<b>T</b> 210 x 210 mm
<b>C</b> 150 x 150 mm	<b>L</b> 450 x 150 mm	<b>U</b> 100 x 100 mm
<b>D</b> 150 x 100 mm	<b>M</b> 600 x 200 mm	<b>V</b> 300 x 150 mm
<b>E</b> 150 x 200 mm	<b>N</b> 400 x 400 mm	<b>W</b> 600 x 900 mm
<b>F</b> 200 x 200 mm	<b>P</b> 600 x 400 mm	<b>X</b> 200 x 100 mm
<b>G</b> 300 x 100 mm	<b>Q</b> 600 x 450 mm	
<b>H</b> 250 x 300 mm	<b>R</b> 178 x 203 mm	



# FIRST AID POSTERS

## Laminated Full Colour Safety Posters



5 8978 594x420mm



5 8979 594x420mm



5 8980 594x420mm



5 8981 594x420mm



5 8982 594x420mm



5 8983 840x594mm



5 8984 594x420mm



5 8985 594x420mm



5 8986 594x420mm



5 8987 594x420mm



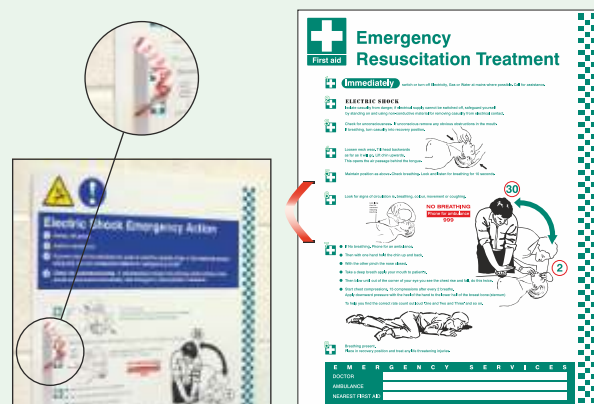
5 8988 840x594mm



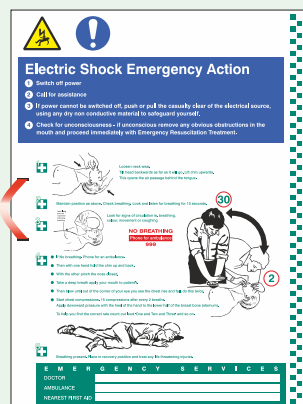
5 8989 420x594mm

## Rigid Plastic Emergency Treatment Wall Panels

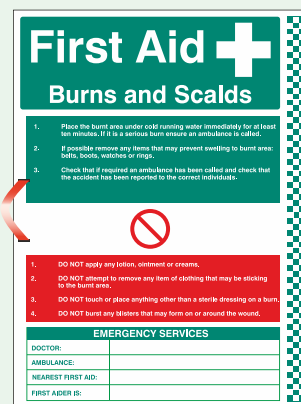
Our emergency treatment wall panels 5 6021, 5 6023 and 5 6024 can be fixed to any surface using a quick release hook and loop system and snatch handle for easy removal. This provides first aiders 'on the spot' treatment advice.



5 6021 450x600mm



5 6023 450x600mm



5 6024 450x600mm





5 5900 420x594mm  
Poster

5 5908 80x120mm  
Pocket guide



5 5901 420x594mm  
Poster

5 5909 80x120mm  
Pocket guide



5 5917 297x420mm  
Poster

5 5918 80x120mm  
Pocket guide



5 5902 420x594mm  
Poster

5 5910 80x120mm  
Pocket guide



5 5903 420x594mm  
Poster

5 5911 80x120mm  
Pocket guide



5 5904 420x594mm  
Poster

5 5912 80x120mm  
Pocket guide



5 5905 420x594mm  
Poster

5 5913 80x120mm  
Pocket guide



5 5906 420x594mm  
Poster

5 5914 80x120mm  
Pocket guide

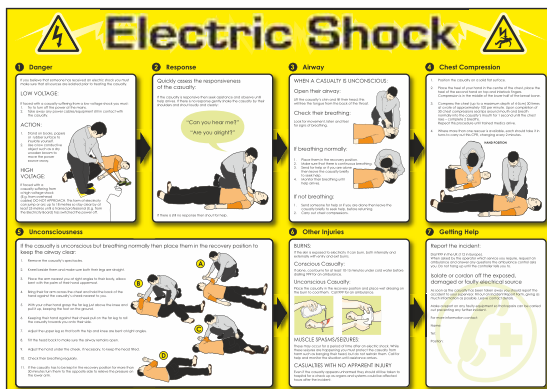


5 5907 420x594mm  
Poster


5 5915 80x120mm  
Pocket guide



5 5916 80x120mm



5 8999 594x420mm Flexible PVC



5 8138 594x420mm Flexible PVC

NEW



## Statutory Workplace First Aid Kit



- Fully stocked and compliant with Health and Safety regulations
- Durable hinged cases

Code	Description
5 FST 01	1-10 persons
5 FST 02	11-20 persons
5 FST 03	21-50 persons
5 FST 04	Refill 1-10 persons
5 FST 05	Refill 11-20 persons
5 FST 06	Refill 21-50 persons

## Vehicle First Aid Kit



- Ideal for minor incidents in the car or on the road

Code	Description
5 FST 10	Vehicle First Aid Kit

## First Aid and Eye Wash Point



- Essential first aid point featuring a fully stocked HSE compliant First Aid Kit and Emergency Eyewash Kit with bottle retainer for total stability

Code	Description
5 FST 15	1-10 persons
5 FST 16	11-20 persons
5 FST 17	21-50 persons

## Modular Burns Kit



Available in various sizes and comes complete with wall mounting bracket with quick release system allowing kit to be taken to scene of incident quickly

Code	Description
5 FST 20	Small Burns Kit
5 FST 21	Medium Burns Kit
5 FST 22	Large Burns Kit

## Do It Yourself Assessment Kits

A risk assessment is an examination of hazards in the workplace which could potentially cause harm to the workforce. All business are required to conduct risk assessments.

According to the Health and Safety Regulations 1999 those with 5 or more employees must record this information.



### COSHH Risk Assessment Kit

Includes a step by step process of identifying hazards, evaluating and reducing risks involved.

Code	Description
5 FST 30	COSHH



### Workplace Risk Assessment Kit

Includes safety checklist to assist with the identification of potential workplace hazards

Code	Description
5 FST 31	Workplace



### Fire Safety Risk Assessment Kit

Includes sections for hazard identification, a comprehensive fire safety checklist, risk reduction action plan and a grid to sketch out potential problem areas

Code	Description
5 FST 32	Fire Safety



### Manual Handling Risk Assessment Kit

Focuses on the four key areas of Task, Load, Environment and Individual Capabilities

Code	Description
5 FST 33	Manual Handling



### DSE Risk Assessment Kit

Focuses on the correct use of Display Screen Equipment by employees in the work place

Code	Description
5 FST 34	DSE



### Accident Folder and Book

Provides a quick and easy method for cataloguing and referencing completed accident forms. Supplied complete with index card and sufficient space for 54 accident entries. Folder also includes useful guidance notes for completing and storing accident records.

Code	Description
5 FST 35	Accident Folder & Book (4 books and 2 folders)



### Pupil Accident Book

Provides a quick and easy system for recording accidents in schools and colleges. Includes flow chart on when to report an accident to the HSE according to RIDDOR 1995 regulations. Enables compliance with all requirements of the Social Security Administration Act 1992 and Data Protection Act 1996. Space to record a total of 53 accidents.

Code	Description
5 FST 36	Pupil Accident Book

# SMOKING REGULATIONS

## England

### The Smoke-free (Signs) Regulations 2007

**Signs required:** The regulations require the signs to be a minimum of A5 in size (148 x 210mm) and contain a no smoking symbol that is a minimum of 70mm in diameter. The following signs must be displayed at each public entrance.

A5 - Pack of 5



1 3027 EH  
2 3027 EH



5 3043 A5 Rigid Plastic  
5 3045 A5 Self Adhesive  
5 3042 A4 Rigid Plastic  
5 3046 A4 Self Adhesive



5 3060 A5 Rigid Plastic  
5 3061 A5 Self Adhesive



5 3062  
A5 Aluminium



5 3078  
A5 Brass




5 3079  
A5 Braille / Tactile

## Vehicle Labels

Smoke free vehicles must display one no smoking sign in each compartment. The symbol used must be a minimum of 70mm in diameter.



- Multiple peel and stick symbols
- Supplied in sheets of 6 labels
- Each label is 75mm in diameter



Rolls of 100  
75mm Diameter  
5 9763

## Workplace Pack



300x100mm Rigid Plastic



300x100mm Self Adhesive

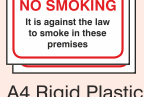


400x300mm Rigid Plastic

5 3076



A4 Rigid Plastic



75mm Diameter Self Adhesive



300x400mm Rigid Plastic

## Window Signs



5 3020 A5 Face Adhesive Vinyl



5 3041 200mm Diameter Frosted Vinyl

## Scotland

### The Smoking, Health and Social Care (Scotland) Act 2005



5 3031  
A4 Rigid Plastic



5 3033  
A4 Rigid Plastic



5 3032  
75x100mm  
Double Sided Self Adhesive



5 3030  
A3 Rigid Plastic

## Northern Ireland

### The Smoking (Northern Ireland) Order

Must display signs at each public entrance to any work or public place. No smoking signs should also be displayed in public and business vehicles. Bedrooms in hotels, care homes and prisons are exempted.



5 3043  
A5 Rigid Plastic

5 3045  
A5 Self Adhesive

5 3042  
A4 Rigid Plastic

5 3046  
A4 Self Adhesive



5 3067  
A5 Rigid Plastic

5 3068  
A5 Self Adhesive

5 3069  
A4 Rigid Plastic

5 3070  
A4 Self Adhesive

## Wales

### The Smoke-free Premises etc. (Wales) Regulations 2007

Must display 'Law' sign at each entrance to any work or public place. General, dual language 'No smoking' signs should also be on display in public and business vehicles.



1 3025 EH  
2 3025 EH



160x230mm  
5 3039 Rigid Plastic  
5 3044 Self Adhesive



## Safe or Unsafe?

Under ISO 7010 and BS 5499, as with First Aid signs and Fire Exits, signs relating to Designated Smoking Areas are deemed as Safe Condition signs. These signs should always use white text on a green background, alongside a tick or appropriate symbol.

Whilst we actively endorse and, wherever possible, adhere to the relevant Standards, we feel in this specific instance signs permitting smoking should under no circumstance be deemed as "safe". In acknowledgement of the damaging affects of smoking, please note our range of signs utilises black to clearly differentiate these signs from Safe Condition signs.



1 3246 **H K**  
2 3246 **H K**



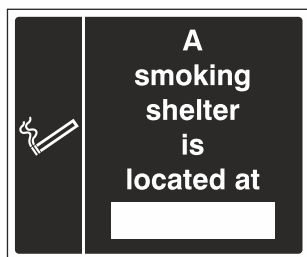
1 3247 **E K H**  
2 3247 **E K H**



1 3248 **E K**  
2 3248 **E K**



1 3249 **E K**  
2 3249 **E K**



1 3250 **H**  
2 3250 **H**




1 3251 **G**  
2 3251 **G**



1 3250 **G**  
2 3250 **G**



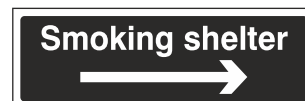
1 3253 **G**  
2 3253 **G**



1 3257 **G**  
2 3257 **G**



1 3254 **G**  
2 3254 **G**



1 3256 **G**  
2 3256 **G**

## Smoking Shelter

The cost effective smoking shelter provides protection from the elements and assists organisations in controlling the untidiness and fire hazards that accompany smoking in unspecified locations. In line with Government recommendations no more than 50% of the sides of our smoking shelters are enclosed.

### Standard Shelter

- Durable and sturdy in design
- Comfortably accommodate four occupants
- Made from high quality components
- Powder coated finish for lasting protection from rust
- Water resistant, impact resistant and fire resistant



5 3034 2x1m



1 3081 **K**  
2 3081 **K**



1 3258 **D**  
2 3258 **D**

## Floor Standing Cigarette Bin

- Durable aluminium structure
- Oxygen restricting design
- Rust, chip and dent resistance
- 800mm high x 200mm x 200mm base



5 3083

## Wall Mounted Stainless Steel Cigarette Bin

- Neat, functional design
- Fixing kit and 2 keys included
- 100mm deep
- Internal tray for easy emptying
- 260mm square

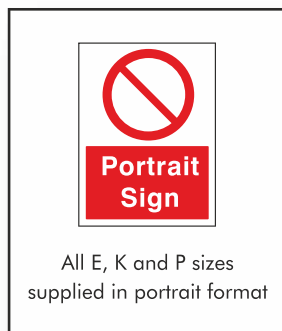


5 3036



# NO SMOKING

## Prohibition



1 3236 **G M**  
2 3236 **G M**



1 3024 **G M**  
2 3024 **G M**



1 3003 **G M E K P**  
2 3003 **G M E K P**  
7 3003 **G M P**



2 3008 **G**



1 3023 **G M**  
2 3023 **G M**



1 3002 **G M E K P**  
2 3002 **G M E K**



1 3001 **G M E K P**  
2 3001 **G M E K**



1 3005 **G M E K P**  
2 3005 **G M E K**



1 3006 **G M E K**  
2 3006 **G M E K**



1 3016 **F N**  
2 3016 **F**



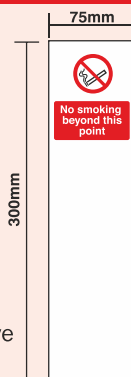
1 3017 **B F N**  
2 3017 **B F**

### Door Plates



5 6501

Braille and tactile door plate  
Self Adhesive backed  
Size 70x200mm



5 3450

White, Self Adhesive backed aluminium



1 3013 **E K**  
2 3013 **E K**



1 3004 **G M E K P**  
2 3004 **G M E K P**  
7 3004 **G M P**



1 3012 **E K**  
2 3012 **E K**



1 3080 **E**  
2 3080 **E**

### Design Your Own Sign

Can't find the prohibition sign you want? Design your own.



- Choose Your Size
- Choose Your Materials
- Choose Your Text
- Select a Pictogram
- Contact us for a price

### Table Cards



5 8401



5 8402

- Double sided table cards
- 150 x 50mm White PVC
- Sold in packs of 5

### Self-Standing Sign

- 300 x 600mm
- Manufactured from strong and very light fluted polypropylene

5 8510



### HOW TO ORDER

#### 1 Choose Your Sign



1 1234 **G L**

Material Sign Size

#### 2 Choose Material Codes

- 1 Rigid Plastic
- 2 Self Adhesive Vinyl
- 3 Photoluminescent Rigid Plastic
- 4 Photoluminescent Self Adhesive
- \* 5 Miscellaneous Products
- 6 Aluminium
- 7 Polycarbonate

\* No size code is required when ordering miscellaneous products

#### 3 Choose Size Codes

<b>A</b> 75 x 100 mm	<b>J</b> 400 x 200 mm	<b>S</b> 75 x 200 mm
<b>B</b> 80 x 80 mm	<b>K</b> 300 x 400 mm	<b>T</b> 210 x 210 mm
<b>C</b> 150 x 150 mm	<b>L</b> 450 x 150 mm	<b>U</b> 100 x 100 mm
<b>D</b> 150 x 100 mm	<b>M</b> 600 x 200 mm	<b>V</b> 300 x 150 mm
<b>E</b> 150 x 200 mm	<b>N</b> 400 x 400 mm	<b>W</b> 600 x 900 mm
<b>F</b> 200 x 200 mm	<b>P</b> 600 x 400 mm	<b>X</b> 200 x 100 mm
<b>G</b> 300 x 100 mm	<b>Q</b> 600 x 450 mm	
<b>H</b> 250 x 300 mm	<b>R</b> 178 x 203 mm	



## Suspended Sign Frame

Available in a range of sizes and colours to suit your requirements. All suspended frames are supplied complete with suspension kit for easy installation. Can be used either single or double sided. The suspension kits supplied with frames consists of two wire hooks and two self adhesive ceiling pads.



Code	Size of Sign	Colour
5 8706	300x100mm	Red
5 8707	600x200mm	Red
5 8708	400x300mm	Red
5 8709	400x600mm	Red
5 8700	300x100mm	White
5 8702	600x200mm	White
5 8710	400x300mm	White
5 8711	600x400mm	White



## Step Strips

400x35mm, Self Adhesive strips.



5 3441



5 3442



5 3443



5 3440



1 3235 G M  
2 3235 G M



1 3237 G M  
2 3237 G M



1 3219 G M P  
2 3219 G M P



1 3601 G M



1 3603 G M K E  
2 3603 G E K



1 3606 G M



1 3605 G M A  
2 3605 G M A



1 3607 G M K E  
2 3607 G M K E



1 3610 G M  
2 3610 G M



1 3611 G M  
2 3611 G M  
6 3611 G M  
7 3611 G M P



1 3630 G M K  
2 3630 G M K



1 3631 G M  
2 3631 G M



1 3636 G M  
2 3636 G M



1 3632 G M  
2 3632 G M



1 3637 G M  
2 3637 G M



1 3638 G M  
2 3638 G M



1 3639 G M  
2 3639 G M



1 3640 G  
2 3640 G



1 3604 F N  
2 3604 F



1 3602 F N  
2 3602 F



1 3613 F N  
2 3613 F



1 3405 E K  
2 3405 E K



1 3232 E K  
2 3232 E K



1 3643 E K  
2 3643 E K



2 3239 A



2 3240 A

# GENERAL PROHIBITION




5 3431  
Self Adhesive Vinyl



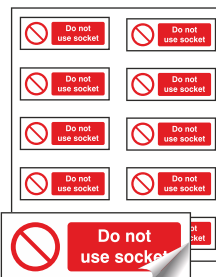
5 3432  
Self Adhesive Vinyl

## Peel 'n' Stick Labels


40x18mm, Self Adhesive labels (10 per sheet).



5 3436



5 3437



5 3438

## Durable Floor Graphics

From the floor up, get your safety message across. Ideal for use in factories, warehouses, hospitals and hotels. Sub surface printed and over laminated in hard wearing, anti-slip polycarbonate film. 400x600mm



5 8737



5 8739



5 8740



5 8741



5 8819



5 8822

## Quick-Fix Signs

1mm rigid plastic with self adhesive backing.



5 3003 300x100mm



5 3607 300x100mm



5 3002 300x100mm



5 3202 300x100mm

## Door Plate

- White, hard wearing aluminium
- Self Adhesive backed
- 75x300mm



5 3451

## Self Standing Signs



5 8505



5 8525

Manufactured from strong and very light fluted polypropylene.

To order quote code  
**5 8525**  
plus the text you require.



## HOW TO ORDER

### 1 Choose Your Sign



1 1234 GL  
Material Sign Size

### 2 Choose Material Codes

- 1 Rigid Plastic
  - 2 Self Adhesive Vinyl
  - 3 Photoluminescent Rigid Plastic
  - 4 Photoluminescent Self Adhesive
  - \* 5 Miscellaneous Products
  - 6 Aluminium
  - 7 Polycarbonate
- \* No size code is required when ordering miscellaneous products

### 3 Choose Size Codes

<b>A</b> 75 x 100 mm	<b>J</b> 400 x 200 mm	<b>S</b> 75 x 200 mm
<b>B</b> 80 x 80 mm	<b>K</b> 300 x 400 mm	<b>T</b> 210 x 210 mm
<b>C</b> 150 x 150 mm	<b>L</b> 450 x 150 mm	<b>U</b> 100 x 100 mm
<b>D</b> 150 x 100 mm	<b>M</b> 600 x 200 mm	<b>V</b> 300 x 150 mm
<b>E</b> 150 x 200 mm	<b>N</b> 400 x 400 mm	<b>W</b> 600 x 900 mm
<b>F</b> 200 x 200 mm	<b>P</b> 600 x 400 mm	<b>X</b> 200 x 100 mm
<b>G</b> 300 x 100 mm	<b>Q</b> 600 x 450 mm	
<b>H</b> 250 x 300 mm	<b>R</b> 178 x 203 mm	



**Portrait Sign**

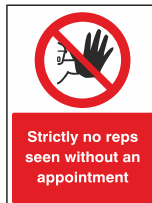
All E, K and P sizes supplied in portrait format

## Access Restricted



Access forbidden to all unauthorised persons

1 3212 **E K**  
2 3212 **E K**



Strictly no reps seen without an appointment

1 3241 **E**  
2 3241 **E**



No admittance to unauthorised personnel

1 3201 **G M E K P**  
2 3201 **G M E K**  
7 3201 **G M P**



No unauthorised persons allowed beyond this point

1 3202 **G M E K P**  
2 3202 **G M E K P**  
6 3202 **M K P**



Employees only

1 3242 **G E K**  
2 3242 **G E K**



No entry

1 3210 **F N**  
2 3210 **F**



1 3214 **F**  
2 3214 **F**



No parking

Keep clear  
24 hour access required

1 3211 **Q**  
2 3211 **Q**



No parking

Keep clear

1 3221 **Q**



Strictly no admittance

1 3203 **G M E K P**  
2 3203 **G M E K P**



No access for unauthorised personnel

1 3205 **G M E K P**  
2 3205 **G M E K**



No thoroughfare

1 3206 **G M**  
2 3206 **G M**



No pedestrians

1 3207 **G M E K P**  
2 3207 **G M E K**



No access for pedestrians

1 3208 **G M P**



No admittance without protective clothing

1 3209 **G M E K**  
2 3209 **G M E K**



No entry

1 3213 **G E K P**  
2 3213 **G E K**  
7 3213 **G M P K**



No exit

1 3215 **G E K**  
2 3215 **G E K**



No unauthorised vehicles beyond this point

1 3216 **G M P**  
2 3216 **G M P**



No vehicles beyond this point

1 3217 **G M P**  
2 3217 **G M P**



No parking

1 3218 **G M E K P**  
2 3218 **G M E K**  
7 3218 **G M P K**



No unauthorised persons allowed in these stores

1 3204 **G M P K**  
2 3204 **G M P K**



Do not walk here

1 3650 **G M**  
2 3650 **G M**



Do not stand here

1 3651 **G M**  
2 3651 **G M**



No metallic items or watches

1 3652 **G M**  
2 3652 **G M**



Do not use lift in the event of fire

1 3653 **G M**  
2 3653 **G M**



Do not push

1 3660 **G M**  
2 3660 **G M**



Do not sit here

1 3662 **G M**  
2 3662 **G M**



Do not sit on the steps

1 3663 **G M**  
2 3663 **G M**



Do not step on this surface

1 3664 **G M**  
2 3664 **G M**



Do not obstruct this area

1 3665 **G M**  
2 3665 **G M**



Unsteady object  
Do not push

1 3661 **G M**  
2 3661 **G M**



This is private property

The entry of unauthorised persons is prohibited

1 6433 **Q**



No motorcycle helmets beyond this point

1 1701 **D H**  
2 1701 **D H**



Our ultra-durable 2mm polycarbonate material is extremely difficult to mark, damage or break.

## Machinery

 <b>Do not use unless guards are in position</b> 1 3401 G M 2 3401 G M	 <b>Do not wear loose clothing when operating this machine</b> 1 3402 G M 2 3402 G M	 <b>No unauthorised person may operate this machine</b> 1 3403 G M 2 3403 G M	 <b>Unauthorised persons may not change grinding wheels</b> 1 3406 G M 2 3406 G M
 <b>Employees are positively forbidden to ride on this lift</b> 1 3609 G M 2 3609 G M	 <b>Do not operate</b> 1 3410 G M 2 3410 G M	 <b>Do not start men working on machine</b> 1 3633 G M 2 3633 G M	 <b>Do not oil or clean this machine whilst in motion</b> 1 3641 G M 2 3641 G M
 <b>Forklift trucks prohibited beyond this point</b> 1 3407 G M P K E 2 3407 G M K E 7 3407 G M P	 <b>Employees are positively forbidden to ride on this hoist</b> 1 3608 G M 2 3608 G M	 <b>Do not attempt to lift heavy loads single handed</b> 1 3635 G M 2 3635 G M	 <b>Do not remove guards</b> 1 3404 G M 2 3404 G M
 <b>Do not reverse into loading bay without authorisation</b> 1 3234 Q	 <b>No vehicles beyond this point</b> 1 3217 G M P 2 3217 G M P	 <b>Do not distract the operator whilst the machine is running</b> 1 3644 G M 2 3644 G M	 <b>Do not reach in to this machine</b> 1 3655 G M 2 3655 G M
	 <b>Do not reach in to this opening</b> 1 3656 G M P 2 3656 G M P	 <b>Do not stand by this machine whilst in motion</b> 1 3657 G M 2 3657 G M	 <b>Do not sit on this machinery</b> 1 3659 G M 2 3659 G M

## Lock Out

 <b>Do not start this equipment when locked out</b> 1 6243 Q 2 6243 A	 <b>Do not tamper with lock out devices</b> 1 6244 Q 2 6244 A	 <b>Do not start this equipment when locked out</b> 5 5072	 <b>Do not tamper with lock out devices</b> 5 5073	 <b>Danger Equipment locked out Do not operate</b> 5 5071
--	--	--	--	---

## Prohibition Safety Tags



- 80x150 mm double sided safety tags printed on matt pvc
- Supplied in packs of ten
- Tags come complete with nylon fixing strips

### Fine Line Marker Pen

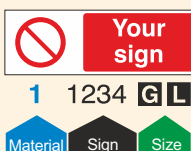


5 3430

 <b>Do not switch off</b> 5 3420	 <b>Do not switch on</b> 5 3421	 <b>Do not operate</b> 5 3422	 <b>Maintenance in progress do not switch on</b> 5 3423	 <b>Do not touch</b> 5 3424	 <b>Do not close valve</b> 5 3425
 <b>Do not open</b> 5 3426	 <b>Do not use</b> 5 3434	 <b>Do not close</b> 5 3427	 <b>Do not start</b> 5 3428	 <b>Do not open valve</b> 5 3429	 <b>Do not move</b> 5 3435

## HOW TO ORDER

### 1 Choose Your Sign



### 2 Choose Material Codes

- 1 Rigid Plastic
  - 2 Self Adhesive Vinyl
  - 3 Photoluminescent Rigid Plastic
  - 4 Photoluminescent Self Adhesive
  - \* 5 Miscellaneous Products
  - 6 Aluminium
  - 7 Polycarbonate
- \* No size code is required when ordering miscellaneous products

### 3 Choose Size Codes

<b>A</b> 75 x 100 mm	<b>J</b> 400 x 200 mm	<b>S</b> 75 x 200 mm
<b>B</b> 80 x 80 mm	<b>K</b> 300 x 400 mm	<b>T</b> 210 x 210 mm
<b>C</b> 150 x 150 mm	<b>L</b> 450 x 150 mm	<b>U</b> 100 x 100 mm
<b>D</b> 150 x 100 mm	<b>M</b> 600 x 200 mm	<b>V</b> 300 x 150 mm
<b>E</b> 150 x 200 mm	<b>N</b> 400 x 400 mm	<b>W</b> 600 x 900 mm
<b>F</b> 200 x 200 mm	<b>P</b> 600 x 400 mm	<b>X</b> 200 x 100 mm
<b>G</b> 300 x 100 mm	<b>Q</b> 600 x 450 mm	
<b>H</b> 250 x 300 mm	<b>R</b> 178 x 203 mm	



1 5202 **F N**  
2 5202 **F**



1 5204 **F N**  
2 5204 **F**



1 5006 **F N**  
2 5006 **F**



1 5007 **F N**  
2 5007 **F**



1 5014 **F N**  
2 5014 **F**



1 5015 **F N**  
2 5015 **F**



1 5206 **F N**  
2 5206 **F**



1 5208 **F N**  
2 5208 **F**



Eye protection must be worn when operating this machine

1 5005 **G M E K**  
2 5005 **G M E K**



Eye protection is provided for your safety and must be worn

1 5002 **G M E K**  
2 5002 **G M E K**



Eye protection must be worn

1 5003 **G M E K**  
2 5003 **G M E K**



Wear goggles your eyes cannot be replaced

1 5004 **G M**  
2 5004 **G M**



Wear welding mask

1 5021 **G M**  
2 5021 **G M**



Safety helmets must be worn in this area

1 5016 **G M E P K**  
2 5016 **G M E P K**



Safety helmets are provided for your safety and must be worn

1 5017 **G M**  
2 5017 **G M**



Safety helmets must be worn beyond this point

1 5018 **G M E K P**  
2 5018 **G M E K**  
7 5018 **G M P**



Protective footwear must be worn

1 5201 **G M E K P**  
2 5201 **G M E K**  
7 5201 **G M**



Safety footwear must be worn on this site

1 5232 **G M**  
2 5232 **G M**



Hand protection must be worn

1 5203 **G M K P E**  
2 5203 **G M K P E**  
7 5203 **G M**



Lab coats must be worn in this area

1 5231 **G M**  
2 5231 **G M**



High visibility jackets must be worn

1 5452 **G M**  
2 5452 **G M**



High visibility jackets must be worn beyond this point

1 5216 **M E K P**  
2 5216 **M E K**  
6 5216 **M**  
7 5216 **M**



Protective garments must be worn

1 5212 **G M**  
2 5212 **G M**



Protective clothing is provided for your safety and must be worn

1 5213 **G M P**  
2 5213 **G M P**



Wear face shield

1 5001 **G M E K**  
2 5001 **G M E K**



Masks must be worn when working here

1 5207 **G M E K P**  
2 5207 **G M E K P**



Respirators must be worn

1 5205 **G M E K P**  
2 5205 **G M E K**



Wear visor

1 5233 **G M**  
2 5233 **G M**



Safety helmets and safety footwear must be worn

1 5019 **E K P**  
2 5019 **E K P**  
6 5019 **P**  
7 5019 **K P**

**Personal Protective Equipment at work Regulations 1992**

Loss of personal protective equipment must be reported

1 5209 **E K**  
2 5209 **E K**



Anti-static footwear must be worn

1 5230 **G M**  
2 5230 **G M**



Wear safety harness

1 5407 **G M**  
2 5407 **G M**

**Personal Protective Equipment at work Regulations 1992**

Personal protective equipment is provided for your health and safety and must be used

Defective equipment should be immediately reported to your safety representative

1 5210 **E K**  
2 5210 **E K**

**Personal Protective Equipment at work Regulations 1992**

All personal protective equipment must be returned to

after use

1 5211 **E K**  
2 5211 **E**



These goggles are for use with this grinder only

Not to be taken away

1 5008 **E**  
2 5008 **E**



Only qualified persons must mount or change this wheel. Safety Goggles must be worn on all dry grinding

ABRASIVE WHEEL MACHINE  
Plant No.   
Spindle speeds R.P.M.   
Max. wheel dia.

1 5009 **E**  
2 5009 **E**



**Caution**  
You are entering a designated area



All persons must wear approved protective equipment as identified

1 5217 **E K**  
2 5217 **E K**



Wear gloves

1 5236 **E K**  
2 5236 **E K**



Wear masks

1 5237 **E K**  
2 5237 **E K**



5 8724 Adhesive Pads Pack of 4



# PERSONAL PROTECTION

Mandatory

## Noise Control

### The Control of Noise at Work Regulations 2005

**Between 80 dB (A) and 84 dB (A)**

The employer has a duty to provide employees with ear protectors if requested. The employee has the right to request suitable and efficient ear protectors.

**At 85 dB (A) and above**

The employer must provide his employees with suitable ear protectors and ensure that the employee wears them. The employee has a duty to wear the ear protectors provided and report any defects.

1 5219 **E K**

2 5219 **E K**

### Controlling damage from noise at work

Incurable damage to hearing can be caused by exposure to high noise levels. The control of noise at work regulations 2005 place duties on employers and employees to reduce the risk of damage to hearing at work. Ensure you are familiar with the categories of risk and the actions to be taken

#### What you need to know

Employers Must	Below 80dB	First Action Level 80dB	Second Action Level 85dB
Reduce the risk of hearing damage to the lowest levels reasonably practicable.	*	*	*
Ensure noise assessments are carried out by a competent person.		*	*
Ensure a record of assessments are kept until re-assessment.		*	*
Use means other than ear defenders to reduce exposure to noise.		*	*
Provide necessary training, instruction and information on risks to hearing and how to minimise them and how to obtain ear protectors when required.		*	*
So far as reasonably practicable place notices and warning signs in ear protection areas.			*
Provide hearing checks where noise assessments indicate a risk of hearing damage.			*
Ensure ear protection is:		*	*
a) Provided to employees who ask for them		*	*
b) Provided to all those who are exposed		*	*
c) Are used by those exposed.		*	*
d) Are kept and maintained to a satisfactory standard.		*	*
Ensure ear protection is used by all those who enter ear protection areas.		*	*
Employees Must	Below 80dB	First Action Level 80dB	Second Action Level 85dB
Use the ear protection provided.		*	*
Use all other protective equipment provided.		*	*
Report any faults or defects found with the ear protectors or equipment.		*	*

5 8116 400x600mm



1 5224 **H K**

2 5224 **H K**



1 5225 **H K**

2 5225 **H K**



1 5220 **G M**

2 5220 **G M**



1 5222 **G M**

2 5222 **G M**



1 5223 **G M**

2 5223 **G M**



1 6251 **G M**

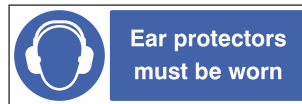
2 6251 **G M**



1 5010 **G M E K P**

2 5010 **G M E K**

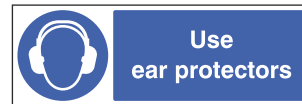
7 5010 **G M**



1 5023 **G M**

2 5023 **G M**

7 5023 **G M**



1 5012 **G M E K P**

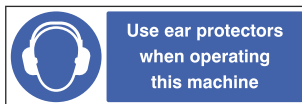
2 5012 **G M E K**



1 5013 **G M**

2 5013 **G M**

7 5013 **G M**



1 5011 **G M E K**

2 5011 **G M E K**



1 5221 **G M**

2 5221 **G M**



1 5234 **G M**

2 5234 **G M**



1 6250 **G M P**

2 6250 **G M**

## Noise Activated Sign

**NEW**



5 8139

A highly visible noise activated warning sign for use in environments where there is a need to clearly warn or indicate when a preset noise level is reached. A great solution where noise levels are intermittent or vary significantly such as factories or entertainment industries.

- Lights up when a preset noise level is exceeded
- Quick & simple to install, simply wall mount and connect to mains via 5m cable
- Trigger level from 40dB(A) to 114dB(A) for use in any environment
- High intensity white LED technology for high visual impact and a long operating life
- Uses text and graphics to communicate specific noise level warnings
- Dimensions: 300mm Dia, 50mm depth

### HOW TO ORDER

#### 1 Choose Your Sign



1 1234 **G L**

Material Sign Size

#### 2 Choose Material Codes

- 1 Rigid Plastic
- 2 Self Adhesive Vinyl
- 3 Photoluminescent Rigid Plastic
- 4 Photoluminescent Self Adhesive
- \* 5 Miscellaneous Products
- 6 Aluminium
- 7 Polycarbonate

\* No size code is required when ordering miscellaneous products

#### 3 Choose Size Codes


<b>A</b> 75 x 100 mm	<b>J</b> 400 x 200 mm	<b>S</b> 75 x 200 mm
<b>B</b> 80 x 80 mm	<b>K</b> 300 x 400 mm	<b>T</b> 210 x 210 mm
<b>C</b> 150 x 150 mm	<b>L</b> 450 x 150 mm	<b>U</b> 100 x 100 mm
<b>D</b> 150 x 100 mm	<b>M</b> 600 x 200 mm	<b>V</b> 300 x 150 mm
<b>E</b> 150 x 200 mm	<b>N</b> 400 x 400 mm	<b>W</b> 600 x 900 mm
<b>F</b> 200 x 200 mm	<b>P</b> 600 x 400 mm	<b>X</b> 200 x 100 mm
<b>G</b> 300 x 100 mm	<b>Q</b> 600 x 450 mm	
<b>H</b> 250 x 300 mm	<b>R</b> 178 x 203 mm	

## Suspended Sign Frames



Available in a range of sizes to suit your requirements. All suspended frames are supplied complete with suspension kit for easy installation. Can be used either single or double sided.

All suspended frames come with two wire hooks and two self adhesive ceiling pads.



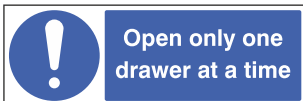
### Frames available:

Code	Size of Sign	Colour
5 8700	300x100mm	White
5 8719	400x400mm	White
5 8702	600x200mm	White
5 8711	400x600mm	White
5 8720	300x100mm	Blue
5 8722	400x400mm	Blue
5 8721	600x200mm	Blue
5 8723	400x600mm	Blue

## Hygiene & Housekeeping



1 5503 **E K**  
2 5503 **E K**



1 5423 **G M**  
2 5423 **G M**



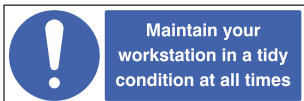
1 5427 **G M**  
2 5427 **G M**



1 5420 **G M**  
2 5420 **G M**



1 5447 **G M**  
2 5447 **G M**



1 5449 **G M**  
2 5449 **G M**



1 5408 **E G M**  
2 5408 **G M**



1 5402 **G M**  
2 5402 **G M**



1 5401 **G M P**  
2 5401 **G M**



1 5501 **E K**  
2 5501 **E K**



1 5501 **E K**  
2 5501 **E K**



1 5424 **G M**  
2 5424 **G M**



1 5451 **G M**  
2 5451 **G M**



1 5404 **G M**  
2 5404 **G M**

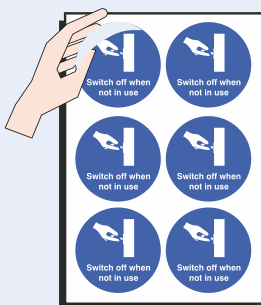


1 5502 **E K**  
2 5502 **E K**




1 5502 **E K**  
2 5502 **E K**

## Peel 'n' Stick Labels




5 1653 65mm diameter




5 1654 65mm diameter

Supplied in sheets of 6 labels



5 8138 594x420mm Flexible PVC



5 5034 50mm diameter  
5 5039 100mm diameter




5 5030 50mm diameter  
5 5035 100mm diameter



5 5031 50mm diameter  
5 5036 100mm diameter



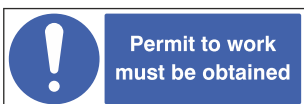
5 5032 50mm diameter  
5 5037 100mm diameter



5 5033 50mm diameter  
5 5038 100mm diameter

# MANDATORY

## Mandatory



1 5403 **G M**  
2 5403 **G M**



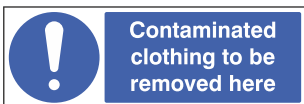
1 5428 **G M P**  
2 5428 **G M P**



1 5405 **G M**  
2 5405 **G M**



1 5406 **G M**  
2 5406 **G M**



1 5450 **G M**  
2 5450 **G M**



1 5414 **G M**  
2 5414 **G M**



1 5448 **G M**  
2 5448 **G M**



1 5413 **G M P**  
2 5413 **G M**



1 5214 **G M**  
2 5214 **G M**



1 5446 **G M**  
2 5446 **G M**



1 5435 **G M**  
2 5435 **G M**



1 5429 **G M**  
2 5429 **G M**



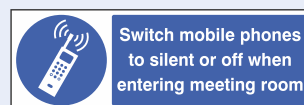
1 5457 **G M**  
2 5457 **G M**



1 5455 **G M**  
2 5455 **G M**



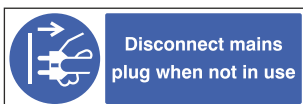
1 5235 **K**  
2 5235 **K**



1 5433 **G M**  
2 5433 **G M**



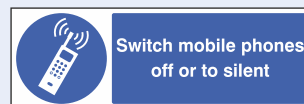
1 5458 **G M**  
2 5458 **G M**



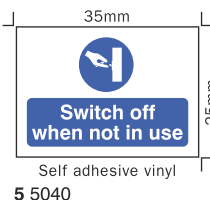
1 5456 **G M**  
2 5456 **G M**



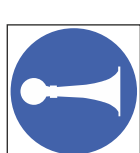
1 5235 **K**  
2 5235 **K**



1 5434 **G M**  
2 5434 **G M**



Self adhesive vinyl  
5 5040



1 5410 **F N**  
2 5410 **F**



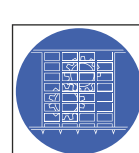
1 5411 **F N**  
2 5411 **F**



1 5412 **F N**  
2 5412 **F**



1 5409 **F N**  
2 5409 **F**



1 5415 **F N**  
2 5415 **F**



1 5416 **F N**  
2 5416 **F**



1 5417 **F N**  
2 5417 **F**

## Lock Out Signs & Tags



1 6246 **Q**  
2 6246 **A**



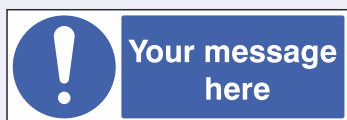
1 6247 **Q**  
2 6247 **A**



1 6248 **Q**  
2 6248 **A**

### Design Your Own Sign

Can't find the prohibition sign you want? Design your own.



- Choose Your Size
- Choose Your Materials
- Choose Your Text
- Select a Pictogram
- Contact us for a price

## Double Sided Safety Tags



5 5076



5 5077

80x150mm double sided safety tags printed on matt pvc. Supplied in packs of ten, tags come complete with nylon fixing strips.

## HOW TO ORDER

### 1 Choose Your Sign



1 1234 **G L**

Material Sign Size

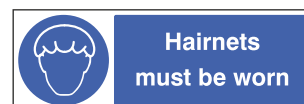
### 2 Choose Material Codes

- 1 Rigid Plastic
- 2 Self Adhesive Vinyl
- 3 Photoluminescent Rigid Plastic
- 4 Photoluminescent Self Adhesive
- \* 5 Miscellaneous Products
- 6 Aluminium
- 7 Polycarbonate

\* No size code is required when ordering miscellaneous products

### 3 Choose Size Codes

<b>A</b> 75 x 100 mm	<b>J</b> 400 x 200 mm	<b>S</b> 75 x 200 mm
<b>B</b> 80 x 80 mm	<b>K</b> 300 x 400 mm	<b>T</b> 210 x 210 mm
<b>C</b> 150 x 150 mm	<b>L</b> 450 x 150 mm	<b>U</b> 100 x 100 mm
<b>D</b> 150 x 100 mm	<b>M</b> 600 x 200 mm	<b>V</b> 300 x 150 mm
<b>E</b> 150 x 200 mm	<b>N</b> 400 x 400 mm	<b>W</b> 600 x 900 mm
<b>F</b> 200 x 200 mm	<b>P</b> 600 x 400 mm	<b>X</b> 200 x 100 mm
<b>G</b> 300 x 100 mm	<b>Q</b> 600 x 450 mm	
<b>H</b> 250 x 300 mm	<b>R</b> 178 x 203 mm	



1 5627 **G M**  
2 5627 **G M**



1 5610 **G M**

2 5610 **G M**

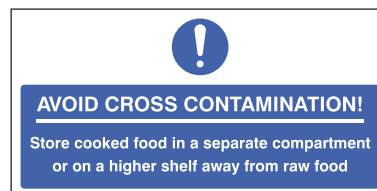


1 5607 **G M**  
2 5607 **G M**



1 5427 **G M**

2 5427 **G M**



1 5615 **J P**  
2 5615 **J P**



1 5614 **P**  
2 5614 **P**



1 5601 **E K**  
2 5601 **E K**



1 5603 **E K**  
2 5603 **E K**

## Posters & Pocket Guides



5 5914 80x120mm  
Pocket guide



# GENERAL WARNING

Hazard signs are displayed to advise and forewarn of potential dangers.  
The signs' supplementary text should always include one of three words:

- **Danger** - High level risk that could result in death or serious injury
- **Warning** - Medium level risk
- **Caution** - Low level of risk which could lead to minor or moderate injury

All E, K and P  
sizes supplied in  
portrait format



## Site Safety

 <b>Danger</b> Men at work 1 4201 G M P 2 4201 G M	 <b>Danger</b> Men working overhead 1 4202 G M P 2 4202 G M 6 4202 M	 <b>Danger</b> Men working below 1 4203 G M P 2 4203 G M	 <b>Danger</b> Deep excavations 1 4204 G M P Q 2 4204 G M P 6 4204 M P Q
 <b>Warning</b> Fragile roof 1 4261 G M E K P 2 4261 G M E K P 6 4261 G M P	 <b>Warning</b> Look out for overhead loads 1 6418 G M P 2 6418 G M P	 <b>Warning</b> Stand clear of suspended loads 1 4250 G M 2 4250 G M	 <b>Danger</b> Men working on plant 1 4245 G M 2 4245 G M
 <b>Caution</b> High noise level 1 5220 G M 2 5220 G M	 <b>Warning</b> Battery charging in progress 1 4211 G M E K 2 4211 G M E K	 <b>Caution</b> This machinery is automatic and may start without warning 1 4228 G M 2 4228 G M	 <b>Warning</b> It is dangerous and illegal to operate machines without the proper guards in position 1 4262 G M 2 4262 G M
 <b>Warning</b> Misuse of compressed air is highly dangerous and may cause permanent injury or death 1 4441 G M 2 4441 G M	 <b>Caution</b> Out of order 1 4210 G M 2 4210 G M	 <b>Caution</b> Beware of machine rollers 1 4263 G M 2 4263 G M	 <b>Caution</b> Never operate this machine without the proper guards in position 1 4264 G M 2 4264 G M
 <b>Caution</b> Arc welding 1 4212 G M E K 2 4212 G M E K	 <b>Warning</b> Welding in progress 1 4497 G M 2 4497 G M	 <b>Danger</b> Quarry workings 1 4232 G M 2 4232 G M P	 <b>Warning</b> Hazardous area 1 4240 G M 2 4240 G M
 <b>Danger</b> Test area 1 4230 G M 2 4230 G M P	 <b>Warning</b> Wet paint 1 4253 G M 2 4253 G M	 <b>Warning</b> Danger of crushing 1 3666 G M 2 3666 G M	 <b>Caution</b> Pinch point 1 4283 E 2 4283 E
			 <b>Caution</b> Sharp blades 1 4284 E 2 4284 E

## Warning Symbols

 1 4256 F N 2 4256 F N	 1 4218 F N 2 4218 F	 1 4219 F N 2 4219 F	 1 4220 F N 2 4220 F
 1 4222 F N 2 4222 F	 1 4217 F N 2 4217 F	 1 4414 F 2 4414 F	 1 4415 F 2 4415 F
 1 4418 F 2 4418 F	 1 4419 F 2 4419 F	 1 4416 F 2 4416 F	 1 4417 F 2 4417 F

## Temperature Hazard

 <b>Caution</b> Hot 1 4208 G M 2 4208 G 6 4208 G M	 <b>Caution</b> High temperature 1 4482 G M 2 4482 G M
 <b>Caution</b> Very hot water 1 4236 G M A K 2 4236 G M A K	 <b>Caution</b> Low temperature 1 4483 G M 2 4483 G M
 <b>Caution</b> Hot surface  <b>Do not touch</b> 1 4237 A E 2 4237 A E	 <b>Caution</b> Hot surface 1 4285 G M 2 4285 G M



## Industrial Vehicles



1 4493 **G M**  
2 4493 **G M**



1 4243 **G M**  
2 4243 **G M**



1 4215 **G M E K P**  
2 4215 **G M E K P**  
7 4215 **G M P**



2 4523 **B**



1 4244 **E K P**  
2 4244 **E K P**



1 4205 **G M P**  
2 4205 **G M**



1 4491 **G M**  
2 4491 **G M**



2 4254 **G**



1 4206 **G M P**  
2 4206 **G M**

## Overhead and Access



1 4498 **P**  
2 4498 **P**



1 4246 **G M**  
2 4246 **G M**



1 4255 **G M**  
2 4255 **G**



1 4216 **G M E K**  
2 4216 **G M E K**



2 4131 **X**



2 4130 **X**



2 4132 **X**



1 4496 **M**  
2 4496 **M**

## Surface Safety



1 4209 **G M E K**  
2 4209 **G M E K**



1 4521 **G M**  
2 4521 **G M**



1 4492 **G M**  
2 4492 **G M**



1 4238 **G M**  
2 4238 **G M**



1 4494 **G M**  
2 4494 **G M**



1 4214 **G M**  
2 4214 **G M**



1 4257 **G M P**  
2 4257 **G M P**



1 4207 **G M P**  
2 4207 **G**  
6 4207 **M P**

## Glass Safety Highlighting



5 9151



5 9154



5 9152



5 9155



5 9153



5 9156



5 9197



5 9198



The Workplace (Health & Safety) Regulations 1992, Regulation 14, requires where necessary for reasons of safety that any translucent surface in a wall, partition or door be marked so that it is conspicuous. Frosted crystal decals supplied in 1000mm lengths can be used as a complete length or cut into individual decals.



1 4213 **G M P**  
2 4213 **G M P**



1 4223 **E K**  
2 4223 **E K**



5 8724  
Pack of 4

## HOW TO ORDER

### 1 Choose Your Sign



1 1234 **G L**

Material Sign Size

### 2 Choose Material Codes

- 1 Rigid Plastic
- 2 Self Adhesive Vinyl
- 3 Photoluminescent Rigid Plastic
- 4 Photoluminescent Self Adhesive
- \* 5 Miscellaneous Products
- 6 Aluminium
- 7 Polycarbonate

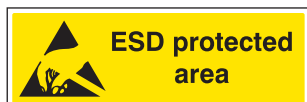
\* No size code is required when ordering miscellaneous products

### 3 Choose Size Codes

<b>A</b> 75 x 100 mm	<b>J</b> 400 x 200 mm	<b>S</b> 75 x 200 mm
<b>B</b> 80 x 80 mm	<b>K</b> 300 x 400 mm	<b>T</b> 210 x 210 mm
<b>C</b> 150 x 150 mm	<b>L</b> 450 x 150 mm	<b>U</b> 100 x 100 mm
<b>D</b> 150 x 100 mm	<b>M</b> 600 x 200 mm	<b>V</b> 300 x 150 mm
<b>E</b> 150 x 200 mm	<b>N</b> 400 x 400 mm	<b>W</b> 600 x 900 mm
<b>F</b> 200 x 200 mm	<b>P</b> 600 x 400 mm	<b>X</b> 200 x 100 mm
<b>G</b> 300 x 100 mm	<b>Q</b> 600 x 450 mm	
<b>H</b> 250 x 300 mm	<b>R</b> 178 x 203 mm	

# HARMFUL SUBSTANCES & CHEMICALS

Warning



1 4249 **G M**  
2 4249 **G M**



1 4401 **G M**  
2 4401 **G M**



1 4404 **G M**  
2 4404 **G M**



1 4405 **G M**  
2 4405 **G M**



1 4406 **G M**  
2 4406 **G M**



1 4407 **G M**  
2 4407 **G M**



1 4408 **G M E K**  
2 4408 **G M E K**



1 4410 **G M**  
2 4410 **G M**



1 4411 **G M**  
2 4411 **G M**



1 4412 **G M**  
2 4412 **G M**



1 4428 **G M**  
2 4428 **G M**



1 4429 **G M**  
2 4429 **G M**



1 4413 **E K**  
2 4413 **E K**



1 4423 **E K**  
2 4423 **E K**



1 4424 **E K**  
2 4424 **E K**



1 4425 **E K P**  
2 4425 **E K**



1 4426 **E K**  
2 4426 **E K**



1 4450 **E**  
2 4450 **E**



1 4461 **E**  
2 4461 **E**



1 4489 **E K**  
2 4489 **E K**



1 4442 **G M**  
2 4442 **G M**



1 4443 **G M**  
2 4443 **G M**



1 4446 **G M**  
2 4446 **G M**



1 4448 **G M**  
2 4448 **G M**



1 4451 **G M**  
2 4451 **G M**



1 4454 **G**  
2 4454 **G**



1 4455 **G**  
2 4455 **G**



1 4457 **G**  
2 4457 **G**



1 4484 **G M**  
2 4484 **G M**



1 4485 **G M**  
2 4485 **G M**



1 4488 **G M**  
2 4488 **G M**



1 4247 **G M**  
2 4247 **G M**

## Radioactive & Biohazard



2 4537 **C**



1 4526 **G M**  
2 4526 **G M**



1 4525 **C**  
2 4525 **C**



5 1692  
25x25mm  
Self Adhesive Vinyl



1 4463 **D**  
2 4463 **D**



1 4462 **E K**  
2 4462 **E K**



1 4536 **E K**  
2 4536 **E K**



1 4459 **G M**  
2 4459 **G M**



## Suspended Sign Frames

Available in a range of sizes and colours to suit your requirements. All suspended frames are supplied complete with suspension kit for easy installation. Can be used either single or double sided. The suspension kits supplied with frames consists of two wire hooks and two self adhesive ceiling pads.

Code	Size of Sign	Colour
5 8713	300x100mm	Yellow
5 8714	600x200mm	Yellow
5 8715	400x600mm	Yellow
5 8716	300x100mm	Black
5 8717	600x200mm	Black
5 8718	400x600mm	Black

### Suspension Kit



5 8100



## Harmful Substances



1 4420 **E K**  
2 4420 **E K**



1 4421 **E K**  
2 4421 **E K**



1 4014 **E K**  
2 4014 **E K**



1 4422 **E K**  
2 4422 **E K**



1 4453 **E K**  
2 4453 **E K**



1 4016 **E K**  
2 4016 **E K**



1 4490 **E K**  
2 4490 **E K**



1 4248 **G M**  
2 4248 **G M**



1 4427 **G M P**  
2 4427 **G M P**



1 4487 **G M**  
2 4487 **G M**



1 4486 **G M E K**  
2 4486 **G M E K**

## Asbestos



1 4259 **G M P**  
2 4259 **G M**



1 4449 **G M**  
2 4449 **G M**



1 4260 **G M**  
2 4260 **G M**



1 4409 **G M P**  
2 4409 **G M**

## Explosive Atmosphere



1 4480 **G M E K P**  
2 4480 **G M E K**



1 4479 **G M**  
2 4479 **G M**



1 4479 **E K P**  
2 4479 **E K**



1 4431 **E K**  
2 4431 **E K**



1 4217 **F N**  
2 4217 **F**



1 4481 **F N**  
2 4481 **F N**

**D.S.E.A.R.**

**Dangerous Substances and Explosive Atmosphere Regulations**

Introduced on 9 December 2002, the Dangerous Substances and Explosive Atmosphere Regulations (DSEAR) was introduced to set a minimum requirement for the protection of workers from fire and explosion risks relating to dangerous substances and potentially explosive atmospheres.

**The Regulations implement two European Directives:**

- Explosive Atmospheres Directive 99/92/EC (ATEX 137)
- The safety aspects of the Chemical Agents Directive (CAD)

**Employers must undertake the following to comply with the DSEAR:**

- Conduct a risk assessment of all operations and procedures involving potentially dangerous substances
- Take actions to reduce or eliminate risks
- Carry out a hazardous area classification
- Within hazardous zones ensure correctly rated electrical and mechanical equipment is used
- Make arrangements to deal with accidents and emergencies
- Provide information and training to employees on DSEAR
- Identify pipes and containers containing dangerous substances
- Introduce measures to protect against explosions where a workplace is shared by more than one employer

**Petrol**
**Varnishes**

**Liquefied Petroleum Gas (LPG)**
**Paints**

**Certain types of combustible and explosive dust**

5 8128 400x600mm Rigid Plastic

## HOW TO ORDER

### 1 Choose Your Sign



1 1234 **G L**

Material Sign Size

### 2 Choose Material Codes

- Rigid Plastic
- Self Adhesive Vinyl
- Photoluminescent Rigid Plastic
- Photoluminescent Self Adhesive
- Miscellaneous Products
- Aluminium
- Polycarbonate

\* No size code is required when ordering miscellaneous products

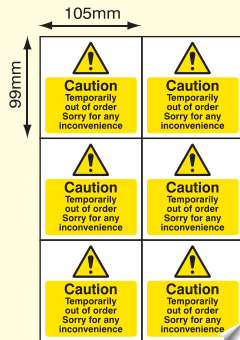
### 3 Choose Size Codes

<b>A</b> 75 x 100 mm	<b>J</b> 400 x 200 mm	<b>S</b> 75 x 200 mm
<b>B</b> 80 x 80 mm	<b>K</b> 300 x 400 mm	<b>T</b> 210 x 210 mm
<b>C</b> 150 x 150 mm	<b>L</b> 450 x 150 mm	<b>U</b> 100 x 100 mm
<b>D</b> 150 x 100 mm	<b>M</b> 600 x 200 mm	<b>V</b> 300 x 150 mm
<b>E</b> 150 x 200 mm	<b>N</b> 400 x 400 mm	<b>W</b> 600 x 900 mm
<b>F</b> 200 x 200 mm	<b>P</b> 600 x 400 mm	<b>X</b> 200 x 100 mm
<b>G</b> 300 x 100 mm	<b>Q</b> 600 x 450 mm	
<b>H</b> 250 x 300 mm	<b>R</b> 178 x 203 mm	

# GENERAL WARNING

## EasiPEEL Warning Messages

- Utilises pressure sensitive adhesives for short-to-medium term applications
- Ideal for use where the warning message is only for a limited period
- Can be removed in one piece without the need for force
- 6 messages per sheet



5 4022



## Anti-Slip Mats

610x150mm anti-slip mat with aggressive pressure sensitive adhesive for bonding to most floor surfaces.



5 9634 CAUTION  
5 9635 WATCH YOUR STEP



5 9695 Black/yellow Chevron



5 9697 Photoluminescent strip  
5 9696 Reflective strip

## Step Strips Warning Messages



5 4015 Self Adhesive vinyl 400x35mm



5 4013 Self Adhesive vinyl 400x35mm



## Hand Arm Vibration

The Control of Vibration at Work Regulations 2005 seeks to restrict staff exposure to vibration. Without appropriate control Hand Arm Vibration Syndrome (HAVS) and the resulting Vibration White Finger can often be a problem.




Hand Arm Vibration Safety	
Vibration in m/s <sup>2</sup>	Maximum Daily Usage Time in Hours (ELV)
Below 5 LOW	8 Hours
5 to 10 MEDIUM	2 Hours
Over 10 HIGH	Assess risk

1 4447 K  
2 4447 K

## Peel 'n' Stick Labels

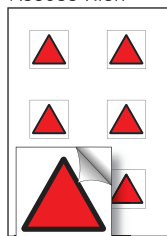
40x18mm Self Adhesive Vinyl (10 per sheet)



5 4021

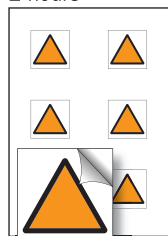
## Vibration Peel 'n' Stick Self Adhesive Labels

Assess Risk



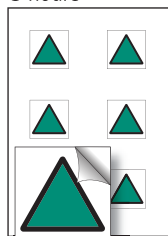
5 5054  
25x25mm

2 hours



5 5055  
25x25mm

8 hours



5 5056  
25x25mm



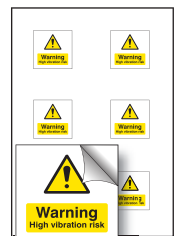
5 5050  
75x50mm



5 5051  
75x50mm



5 5052  
50x75mm



5 5053  
50x50mm

## Quick-Fix Signs

1mm rigid plastic with self adhesive backing.



5 9553 300x100mm  
5 9554 600x200mm



5 9590 300x100mm  
5 9591 600x200mm



5 9555 300x100mm  
5 9557 100x75mm



5 9558 300x100mm  
5 9559 600x200mm





# TEMPORARY WARNING

## Free-Standing Warning Signs

- Folding, double-sided self-standing safety sign
- Made from lightweight, durable plastic
- Provides clear and appropriate warning of risk
- 300mm (wide) x 575mm (high)



## Minders

- Conspicuous, durable and lightweight barriers manufactured from high impact polyethylene
- Supplied in pairs
- Minders provided with a choice of messages:
  - Caution out of service
  - Caution wet floor
  - Temporarily closed
  - Danger keep out
  - Cleaning in progress
  - Caution work area
- Height: 1m Width: 780mm Weight: 2.5kg



5 9637



## DESIGN-YOUR-OWN WARNING SIGN

Using no more than 10 words, advise us of the message you wish to display on both sides.



## Elevator Gard

- Extendable 2.6m non-conductive telescopic poles connect to elevator opening
- Panels 1100mm high x 660mm wide



5 9638

## Handi Gard

- Strong snap-on hinges aid quick assembly and barrier length adjustment
- 3 panels - each panel 800x900mm



5 7984

## 5-in-1 Multi Message Warning Sign



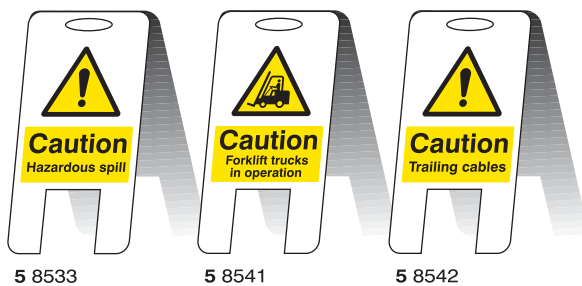
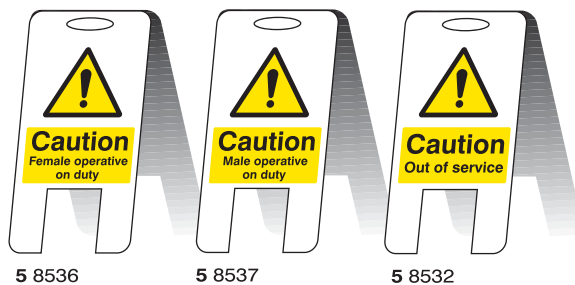
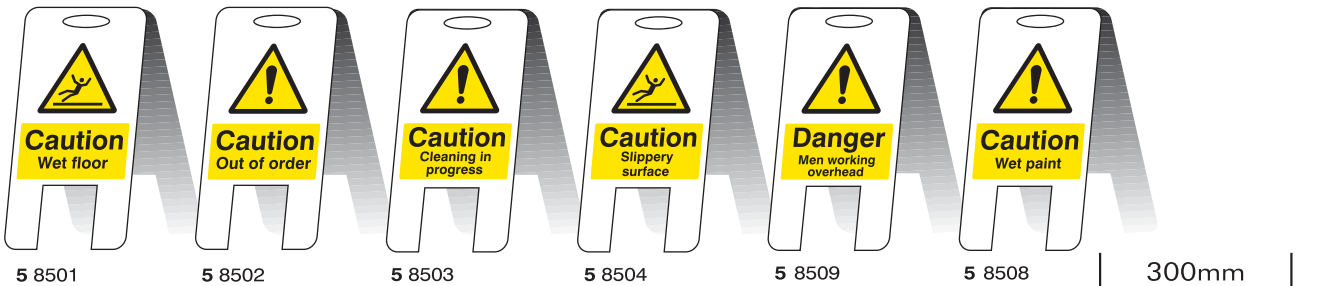
- Durable, multi-warning sign
- Self standing, flat folding structure
- 6mm powder coated steel frame
- 400mm (wide) x 600mm (high)
- Comes with 5 double-sided 300x400mm 1mm PVC signs

### Messages conveyed:



## Lightweight Self Standing Folding Signs



Double sided, manufactured from strong and very light fluted polypropylene.



### Your Own Message

Available as standard special.  
To order quote:

5 8526 plus the text you require



## Hazard Warning Cones

- Plastic self-weighted cones
- Highly visible symbol and message
- Easily stacked
- Require very little storage space

Code	Size (mm)	Shape	Message
5 7980	500	Round	Slippery Surface
5 7981	500	Round	Floor Cleaning
5 7982	500	Triangular	Wet Floor





# ELECTRICAL WARNING

Warning



1 4001 G M E K P  
2 4001 G M E K



1 4002 G M E K  
2 4002 G M E K



1 4003 G M E K  
2 4003 G M E K



1 4004 G M E K  
2 4004 G M E K



1 4005 G M  
2 4005 G M E



1 4022 G M  
2 4022 G M E



1 4024 G M  
2 4024 G M E



1 4031 G M  
2 4031 G M E



1 4009 G M E K P  
2 4009 G M E K  
7 4009 G M P



1 4007 G M E K P  
2 4007 G M E K



1 4008 G M E K P  
2 4008 G M E K  
6 4008 M



1 4006 G M  
2 4006 G M



1 4018 G M E K P  
2 4018 G M E K



1 4015 G M E K P  
2 4015 G M E K



1 4017 G M  
2 4017 G M



1 4010 G M E K P  
2 4010 G M E K



1 4020 G M E K P  
2 4020 G M E K



1 4021 G M E K P  
2 4021 M E K



1 4023 G M  
2 4023 G M



1 4025 G M



1 4265 G M  
2 4265 G M



1 6219 G M P  
2 6219 G M



1 4019 D  
2 4019 D



1 4011 D E K  
2 4011 D E K



1 4012 D E K  
2 4012 D E K

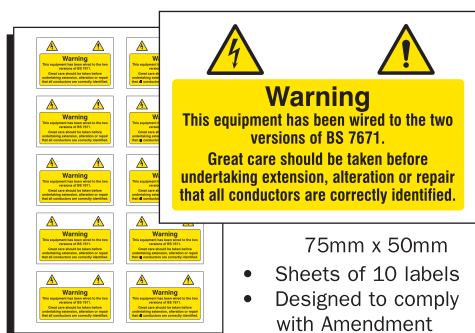


1 4013 E K P  
2 4013 K P



1 4221 F N  
2 4221 F

## Electrical Hazard Label




5 4011

75mm x 50mm


- Sheets of 10 labels
- Designed to comply with Amendment no. 2 to BS 7671:2001

## Peel 'N' Stick Labels

Sheets of 6 labels

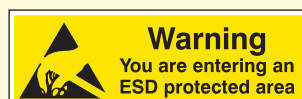


5 4016  
Each sign  
100mm high



5 4014  
Each sign  
50mm high

## ESD Labels



1 4460 G M  
2 4460 G M



1 4464 G M  
2 4464 G M



1 4465 G M  
2 4465 G M



1 4249 G M  
2 4249 G M


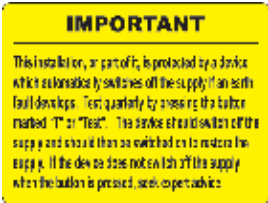



All E, K & P sizes  
come in portrait  
style.



## Electrical Warning Roll Labels

Self Adhesive, rolls of 100.



## General Warning Roll Labels

50x50mm Self Adhesive labels on rolls of 100.



### HOW TO ORDER

#### 1 Choose Your Sign

Your sign

1 1234 GL

Material Sign Size

#### 2 Choose Material Codes

- 1 Rigid Plastic
- 2 Self Adhesive Vinyl
- 3 Photoluminescent Rigid Plastic
- 4 Photoluminescent Self Adhesive
- \* 5 Miscellaneous Products
- 6 Aluminium
- 7 Polycarbonate

\* No size code is required when ordering miscellaneous products

#### 3 Choose Size Codes

A	75 x 100 mm	J	400 x 200 mm	S	75 x 200 mm
B	80 x 80 mm	K	300 x 400 mm	T	210 x 210 mm
C	150 x 150 mm	L	450 x 150 mm	U	100 x 100 mm
D	150 x 100 mm	M	600 x 200 mm	V	300 x 150 mm
E	150 x 200 mm	N	400 x 400 mm	W	600 x 900 mm
F	200 x 200 mm	P	600 x 400 mm	X	200 x 100 mm
G	300 x 100 mm	Q	600 x 450 mm		
H	250 x 300 mm	R	178 x 203 mm		

# MULTI-PURPOSE - VEHICLES & CONSTRUCTION

## Industrial Vehicles & Battery Charging



1 4528

2 4528



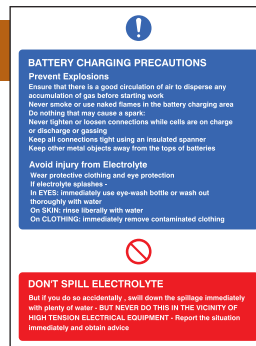
1 4032

2 4032



1 4033

2 4033



1 5426

2 5426



1 4242

2 4242



1 6279

2 6279



1 6275

2 6275



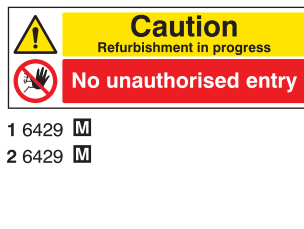
1 6278

2 6278

## Construction



1 6464

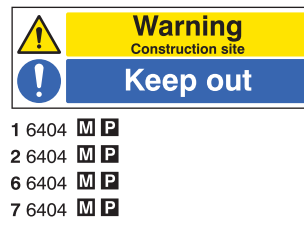


1 6429

2 6429



1 6457



1 6404

2 6404

6 6404

7 6404



1 6414 900x600mm 1mm PVC



1 6413 900x600mm 1mm PVC



1 6447 900x600mm 1mm PVC



1 6420 900x600mm 1mm PVC

## Hazardous Substances



1 4266 G M  
2 4266 G M



1 4267 G M  
2 4267 G M



1 4268 G M  
2 4268 G M



1 4526 G M  
2 4526 G M



1 4269 G M  
2 4269 G M



1 4290 G M  
2 4290 G M



1 4291 G M  
2 4291 G M



1 6219 G M P  
2 6219 G M



1 4530 G M  
2 4530 G M



1 4531 G M  
2 4531 G M



1 4526 G M  
2 4526 G M



1 4525 Q  
2 4525 Q

## Lead Paint

NEW RANGE



1 6480 G M  
2 6480 G M



1 6482 K Q  
2 6482 K Q



1 6483 K Q  
2 6483 K Q



5 8724 Adhesive Pads Pack of 4



1 6481 G M  
2 6481 G M

## Asbestos



1 4259 G M P  
2 4259 G M



1 4260 G M  
2 4260 G M



1 4409 G M P  
2 4409 G M



1 4449 G M  
2 4449 G M

27x50mm Self Adhesive labels on rolls of 100



5 9832



5 9765



1 6270 K Q  
2 6270 K Q



1 6273 K  
2 6273 K



1 6271 G M P  
2 6271 G M



1 6272 G M P  
2 6272 G M

80x150mm double sided safety tag printed on matt pvc. Supplied in packs of ten, tags come complete with nylon fixing strips.



5 5059



1 6274 K  
2 6274 K

# MULTI-PURPOSE - FLAMMABLE SUBSTANCES



1 6201 K Q  
2 6201 K Q D



1 6202 K Q  
2 6202 K Q



1 6203 K Q  
2 6203 K Q



5 6226 200 x 600mm  
Rigid plastic



1 6204 K Q  
2 6204 K Q  
6 6204 K Q



1 6205 K Q  
2 6205 K Q  
6 6205 K Q



1 6206 K Q  
2 6206 K Q  
6 6206 K Q



1 6207 K Q  
2 6207 K Q  
6 6207 K Q



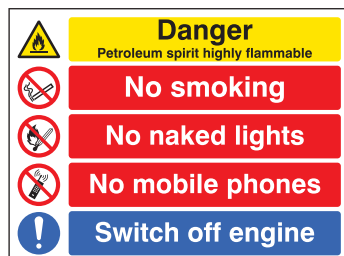
1 6208 K Q  
2 6208 K Q



1 6225 K Q  
2 6225 K Q



1 6227 K Q  
2 6227 K Q



1 6228 K Q  
2 6228 K Q



1 6233 K Q  
2 6233 K Q



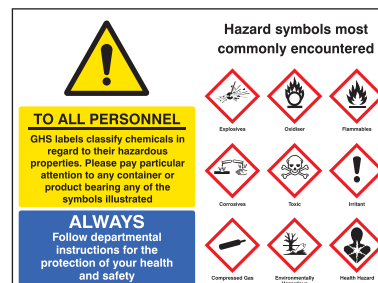
5 6227 100 x 400mm  
Rigid plastic



1 6234 K Q  
2 6234 K Q



1 4452 Q  
2 4452 Q



1 6484 Q  
2 6484 Q

## HOW TO ORDER

### 1 Choose Your Sign



### 2 Choose Material Codes

- 1 Rigid Plastic
- 2 Self Adhesive Vinyl
- 3 Photoluminescent Rigid Plastic
- 4 Photoluminescent Self Adhesive
- \* 5 Miscellaneous Products
- 6 Aluminium
- 7 Polycarbonate

\* No size code is required when ordering miscellaneous products

### 3 Choose Size Codes

<b>A</b> 75 x 100 mm	<b>J</b> 400 x 200 mm	<b>S</b> 75 x 200 mm
<b>B</b> 80 x 80 mm	<b>K</b> 300 x 400 mm	<b>T</b> 210 x 210 mm
<b>C</b> 150 x 150 mm	<b>L</b> 450 x 150 mm	<b>U</b> 100 x 100 mm
<b>D</b> 150 x 100 mm	<b>M</b> 600 x 200 mm	<b>V</b> 300 x 150 mm
<b>E</b> 150 x 200 mm	<b>N</b> 400 x 400 mm	<b>W</b> 600 x 900 mm
<b>F</b> 200 x 200 mm	<b>P</b> 600 x 400 mm	<b>X</b> 200 x 100 mm
<b>G</b> 300 x 100 mm	<b>Q</b> 600 x 450 mm	
<b>H</b> 250 x 300 mm	<b>R</b> 178 x 203 mm	



## Machinery



1 6277 G  
2 6277 G



1 6209 G M  
2 6209 G M



1 6210 G M  
2 6210 G M



1 4527 K Q  
2 4527 K Q



1 6212 G M  
2 6212 G M



1 6213 G M  
2 6213 G M



1 4225 G M  
2 4225 G M



1 6242 Q  
2 6242 A



1 6231 G M  
2 6231 G M



1 6220 G M  
2 6220 G M



1 6221 G M  
2 6221 G M

## Noise



1 5222 G M  
2 5222 G M



1 5223 G M  
2 5223 G M



1 6250 G M P  
2 6250 G M



1 6251 G M  
2 6251 G M

## Garages



1 6501 G M  
2 6501 G M



1 6502 G M  
2 6502 G M



1 6503 G M  
2 6503 G M



1 6504 G M  
2 6504 G M



1 4234 G M  
2 4234 G M



1 6505 G M  
2 6505 G M



1 4441 G M  
2 4441 G M



1 6454 G M P  
2 6454 G M



1 6506 G M  
2 6506 G M



1 6515 G M  
2 6515 G M



1 6516 G M  
2 6516 G M



1 6517 G M  
2 6517 G M



1 6510 G M  
2 6510 G M



1 6511 G M  
2 6511 G M



1 6512 G M  
2 6512 G M




1 6513 G M  
2 6513 G M



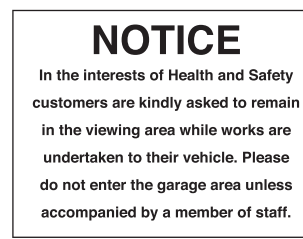
5 7970 600x625mm  
Reflective Aluminium



5 6224 25x25mm  
5 6228 150x150mm  
Self Adhesive



5 6225 25x25mm  
5 6330 150x150mm  
Self Adhesive



2 6518 E H



1 6514 G M  
2 6514 G M

## Restricted Access



1 6215 G M P  
2 6215 G M P  
7 6215 G M P



1 6216 G M  
2 6216 G M  
6 6216 G M



1 6217 G M P  
2 6217 G M



1 6218 G M P  
2 6218 G M



1 4224 H  
2 4224 H



1 4292 Q



1 6222 G M  
2 6222 G M



1 6223 G M  
2 6223 G M



## Fragile Roof



1 6214 G M P  
2 6214 G M P



1 6230 M P  
2 6230 M P



1 6232 G M P  
2 6232 G M



1 6276 Q  
2 6276 Q

## Confined Spaces



1 6260 H K  
2 6260 H K



1 6261 H K  
2 6261 H K



1 6262 H K  
2 6262 H K



1 6266 Q  
2 6266 Q



1 6263 H K  
2 6263 H K



1 6264 H K  
2 6264 H K



1 6265 H K  
2 6265 H K



1 6211 G M  
2 6211 G M

## HOW TO ORDER

### 1 Choose Your Sign



### 2 Choose Material Codes

- 1 Rigid Plastic
- 2 Self Adhesive Vinyl
- 3 Photoluminescent Rigid Plastic
- 4 Photoluminescent Self Adhesive
- \* 5 Miscellaneous Products
- 6 Aluminium
- 7 Polycarbonate

\* No size code is required when ordering miscellaneous products

### 3 Choose Size Codes

A	75 x 100 mm	J	400 x 200 mm	S	75 x 200 mm
B	80 x 80 mm	K	300 x 400 mm	T	210 x 210 mm
C	150 x 150 mm	L	450 x 150 mm	U	100 x 100 mm
D	150 x 100 mm	M	600 x 200 mm	V	300 x 150 mm
E	150 x 200 mm	N	400 x 400 mm	W	600 x 900 mm
F	200 x 200 mm	P	600 x 400 mm	X	200 x 100 mm
G	300 x 100 mm	Q	600 x 450 mm		
H	250 x 300 mm	R	178 x 203 mm		

## Hazard Warning Vehicle Plate

Under Regulations, plates must be displayed at the front of any vehicle carrying dangerous goods and at rear if dangerous goods are held in packages.

- 5 6236 Aluminium
- 5 6237 Self Adhesive
- 5 6338 Reflective Magnetic



400x300mm

## Placard Holders

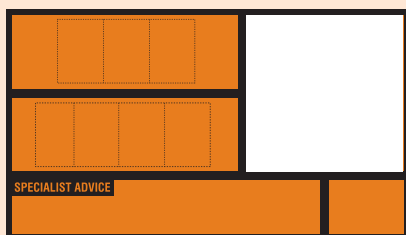
Designed to use with hazchem multi-load, single load and compartment placards shown below.



- 5 6285 400x300mm
- 5 6286 700x400mm
- 5 6287 400x150mm

## Design-your-own Hazchem Placard

This system allows you to make up your own Hazchem or multi-load placard, produced to your exact specifications.



To order:

- Select the panel you require, specifying the letters from P, R, S, T, W, X, Z and E and numbers from 0-9
- Select your hazard warning symbol
- Specify the 'SPECIALIST ADVICE' you wish to display

700x400mm

- 5 6238 Hazchem Placard Panel - Aluminium
- 5 6239 Hazchem Placard Panel - Self Adhesive

## Design-your-own Load Placard

Reflective placard showing the Emergency Action Code and the UN number must be displayed at the rear and on both sides of a road vehicle.



700x400mm

- 5 6244 Aluminium
- 5 6245 Self Adhesive

## Design-your-own Placard

1. State emergency Action Code and UN number as appropriate
2. Select material type
3. State part number
4. Order quantity

## Design-your-own Multi-load Placard

Under the Carriage of Dangerous Goods by Road Regulations 1996, reflective placards displaying the Emergency Action Code in the upper sector (and the lower section remaining blank) must be displayed at the rear of the vehicle.



400x300mm

- 5 6240 Aluminium
- 5 6241 Self Adhesive

## Design-your-own Hazchem Placards for Barges



Designed for barges or tank barges carrying a dangerous substance.

700x400mm

- 5 6246 Aluminium
- 5 6247 Self Adhesive

## Design-your-own Compartment Placards

The UN number must be displayed on a reflective orange placard on both sides of the compartments of a multi-load tank.



400x150mm

- 5 6242 Aluminium
- 5 6243 Self Adhesive

## Low Hazard Placards



Use this placard for road tankers carrying low and non hazardous substances.

700x400mm

- 5 6248 Aluminium
- 5 6249 Self Adhesive

## Ready made Hazchem Plates



### Petrol



700x400mm

- 5 6230 Aluminium
- 5 6231 Self Adhesive

### Diesel/Gas Oil



700x400mm

- 5 6232 Aluminium
- 5 6233 Self Adhesive

### Kerosene



700x400mm

- 5 6234 Aluminium
- 5 6235 Self Adhesive

When ordering these ready-made Hazchem plates, please advise what SPECIALIST ADVICE you wish to display.

# HAZCHEM STORAGE & SITE MARKING

Hazard

## Storage Container and Cabinet Marking

A systematic approach to the identification of potential hazards is an essential legal requirement of the CoSHH Regulations.



1 4466   
2 4466 



1 4467   
2 4467 





1 4468   
2 4468 



1 4469   
2 4469 



1 4470   
2 4470 



1 4472   
2 4472 



1 4473   
2 4473 



1 4474   
2 4474 




1 4475   
2 4475 




1 4471   
2 4471 

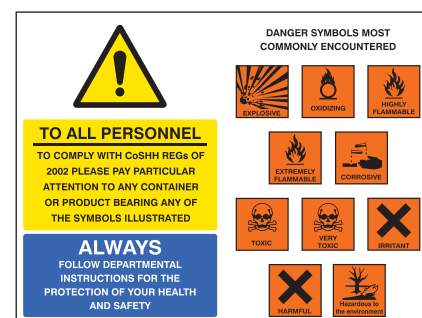
## Pocket Guide



5 8121 Front  
75x90mm Pack of 10



Reverse



1 4452   
2 4452 

## Dangerous Substance Site Marking

Store containing one or more substance of the same code.



610x254mm  
5 6253 Aluminium  
5 6254 Self Adhesive



610x300mm  
5 6259 Aluminium  
5 6260 Self Adhesive



850x250mm  
5 6265 Aluminium  
5 6266 Self Adhesive



850x250mm  
5 6271 Aluminium  
5 6272 Self Adhesive



610x254mm  
5 6255 Aluminium  
5 6256 Self Adhesive



610x300mm  
5 6261 Aluminium  
5 6262 Self Adhesive



850x250mm  
5 6267 Aluminium  
5 6268 Self Adhesive



850x250mm  
5 6273 Aluminium  
5 6274 Self Adhesive



610x254mm  
5 6257 Aluminium  
5 6258 Self Adhesive



610x300mm  
5 6263 Aluminium  
5 6264 Self Adhesive



850x250mm  
5 6269 Aluminium  
5 6270 Self Adhesive

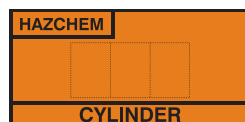


850x250mm  
5 6275 Aluminium  
5 6276 Self Adhesive

## Design Your Own Storage Placards



610x254mm  
5 6277 Aluminium  
5 6278 Self Adhesive



610x300mm  
5 6279 Aluminium  
5 6280 Self Adhesive



850x250mm  
5 6281 Aluminium  
5 6282 Self Adhesive



850x250mm  
5 6283 Aluminium  
5 6284 Self Adhesive



## Hazardous Substances Labels



1 4476 **F U**  
2 4476 **F U**



1 4477 **F U**  
2 4477 **F U**



1 4478 **F U**  
2 4478 **F U**



1 4432 **F U**  
2 4432 **F U**



1 4433 **F U**  
2 4433 **F U**



1 4434 **F U**  
2 4434 **F U**



1 4435 **F U**  
2 4435 **F U**



1 4436 **F U**  
2 4436 **F U**



1 4517 **F U**  
2 4517 **F U**



1 4438 **F U**  
2 4438 **F U**



1 4501 **F U**  
2 4501 **F U**



1 4502 **F U**  
2 4502 **F U**



1 4503 **F U**  
2 4503 **F U**



1 4504 **F U**  
2 4504 **F U**



1 4506 **F U**  
2 4506 **F U**



1 4507 **F U**  
2 4507 **F U**



1 4508 **F U**  
2 4508 **F U**



1 4509 **F U**  
2 4509 **F U**



1 4510 **F U**  
2 4510 **F U**



1 4511 **F U**  
2 4511 **F U**



1 4512 **F U**  
2 4512 **F U**



1 4513 **F U**  
2 4513 **F U**



1 4514 **F U**  
2 4514 **F U**



1 4515 **F U**  
2 4515 **F U**



1 4516 **F U**  
2 4516 **F U**

## GHS Labels

NEW RANGE



2 4540 **U**



2 4541 **U**



2 4542 **U**



2 4543 **U**



2 4544 **U**



2 4545 **U**



2 4546 **U**



2 4547 **U**



2 4548 **U**

## Gas Cylinder Signs

Double sided safety tags printed on matt pvc. Supplied in packs of ten complete with nylon fixing strips.



5 4459



5 4460



1 4440 **E**  
2 4440 **E**



1 4439 **E**  
2 4439 **E**



1 4430 **U**  
2 4430 **U**

## Temporary Traffic Management Vehicle Marking

- For use on inspection and supervisor vehicles
- Letter height 70mm as specified in traffic signs manual Chapter 8
- Must be externally mounted on the rear of the vehicle

### Reflective Self Adhesive Vinyl

#### HIGHWAY MAINTENANCE

5 7562 1300x100mm

#### HIGHWAY MAINTENANCE

5 7566 800x275mm

#### MOTORWAY MAINTENANCE

5 7563 1300x100mm

#### MOTORWAY MAINTENANCE

5 7567 800x275mm

### Reflective Magnetic

#### HIGHWAY MAINTENANCE

5 7564 1300x100mm

#### MOTORWAY MAINTENANCE

5 7565 1300x100mm



5 6331 1400x140mm



5 6336 700x140mm

5 6337 700x140mm

#### HIGHWAY MAINTENANCE

5 7568 800x275mm

#### MOTORWAY MAINTENANCE

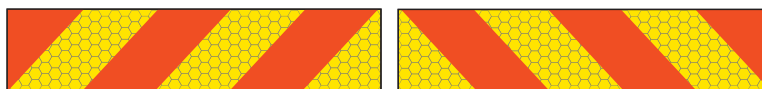
5 7569 800x275mm

## ECE 70 Vehicle Marking Plates

Aluminium plate with high grade retro-reflective yellow and fluorescent red finish. Manufactured to ECE 70, applicable to all trucks from April 1996.




5 6340 1200x140mm



5 6341 600x140mm




5 6342 600x140mm



5 6343  
140x300mm




5 6344  
140x300mm



5 6345 300x140mm




5 6346  
300x140mm



5 6349  
200x300mm



5 6347 1200x200mm



5 6348 600x200mm

## Vehicle Contour Marking



- Complies with **ECE 104**
- Highly reflective, extremely durable and coated with a suitably strong adhesive

### Rigid-Sided Vehicles Tape

5 6332 Yellow reflective 12.5m x 55mm  
5 6334 Red reflective 12.5m x 55mm

### Curtain-Sided Vehicles Tape

5 6333 Yellow reflective 12.5m x 55mm  
5 6335 Red reflective 12.5m x 55mm

## Reflective Aluminium Plate

### LONG VEHICLE

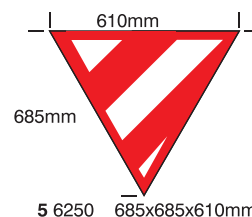
5 6295 1265x225mm

### LONG VEHICLE

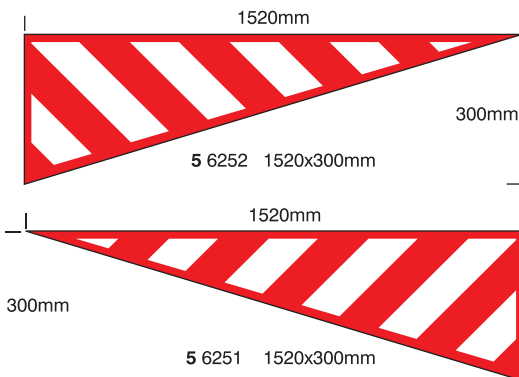
5 6296  
525x250mm

## Protruding Loads

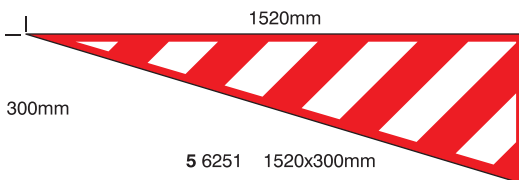
Signs for marking overhanging and protruding loads from the sides, front and rear of vehicles, manufactured from 3mm PVC with non-reflective detail.



5 6250 685x685x610mm



5 6252 1520x300mm



5 6251 1520x300mm

## HOW TO ORDER

### 1 Choose Your Sign

Your Sign

1 1234 GL

Material Sign Size

### 2 Choose Material Codes

- 1 Rigid Plastic
- 2 Self Adhesive Vinyl
- 3 Photoluminescent Rigid Plastic
- 4 Photoluminescent Self Adhesive
- \* 5 Miscellaneous Products
- 6 Aluminium
- 7 Polycarbonate

\* No size code is required when ordering miscellaneous products

### 3 Choose Size Codes

<b>A</b> 75 x 100 mm	<b>J</b> 400 x 200 mm	<b>S</b> 75 x 200 mm
<b>B</b> 80 x 80 mm	<b>K</b> 300 x 400 mm	<b>T</b> 210 x 210 mm
<b>C</b> 150 x 150 mm	<b>L</b> 450 x 150 mm	<b>U</b> 100 x 100 mm
<b>D</b> 150 x 100 mm	<b>M</b> 600 x 200 mm	<b>V</b> 300 x 150 mm
<b>E</b> 150 x 200 mm	<b>N</b> 400 x 400 mm	<b>W</b> 600 x 900 mm
<b>F</b> 200 x 200 mm	<b>P</b> 600 x 400 mm	<b>X</b> 200 x 100 mm
<b>G</b> 300 x 100 mm	<b>Q</b> 600 x 450 mm	
<b>H</b> 250 x 300 mm	<b>R</b> 178 x 203 mm	

### 150 x 150mm



### 225 x 150mm



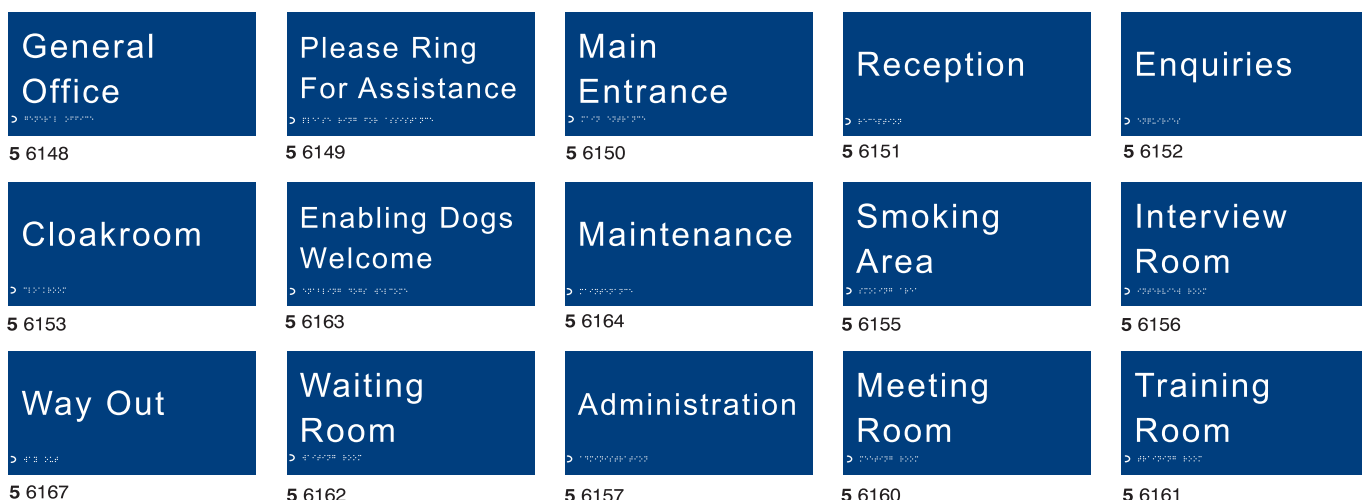
### Arrows

75x150mm



Arrows are designed to be used alongside Braille and tactile signs to give directions to various facilities.

### 300 x 150mm



## 300 x 150mm



5 6168



5 6169



5 6170



5 6171



5 6172



5 6174



5 6175



5 6176



5 6173



5 6318



5 6319



5 6322



5 6177

## 150 x 225mm



5 6178



5 6179

## 450 x 150mm



5 6185



5 6186



5 6187



5 6199



5 6189



5 6188

## 150 x 225mm



5 6180



5 6210

## 100 x 75mm



5 6134




5 6135

## 150 x 150mm



5 6181



5 6182



5 6183



5 6184

## 148 x 210mm



5 3079

## Braille Door Plates

100x75mm



5 6310



5 6311



5 6312



5 6313

## 120 x 120mm



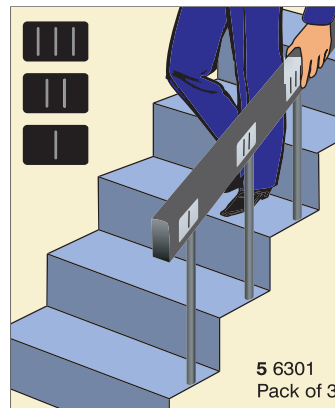
5 6133

## 80 x 50mm



5 6147  
Intercoms Label

## Stairs Countdown



5 6301  
Pack of 3

## DDA Sign Pack



5 6326

This pack contains:

- 250x450mm suspended rigid sign
- 250x450mm wall mounted rigid sign
- 205x205 Disability awareness symbols window transfer
- 250x450mm window transfer (All fixings included)



Ladies Toilets

5 6314



Gents Toilets

5 6315



Toilets

5 6316



Disabled Toilets

5 6317

## Numbers from 1-72

75x75mm



5 6136



5 6136



5 6136



5 6136

Quote code 5 6136 and the number you require eg. 5 6136/1

## Lift Labels

25x25mm



5 6141



5 6141



5 6141

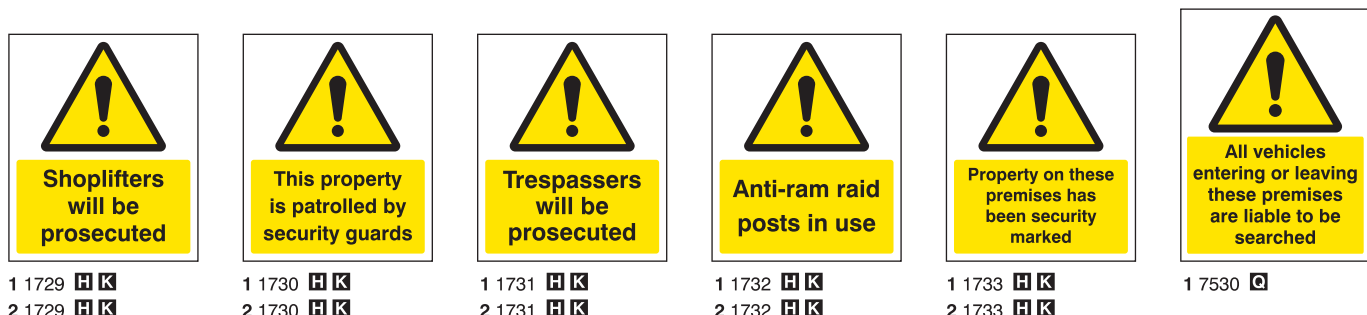
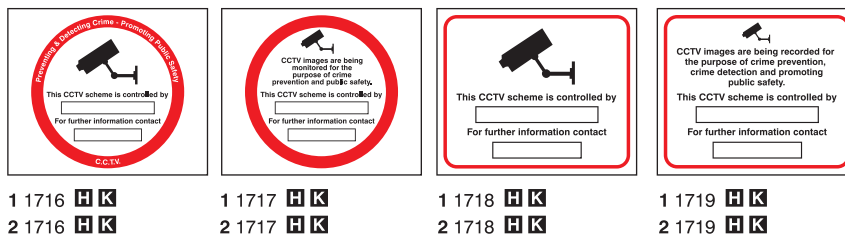
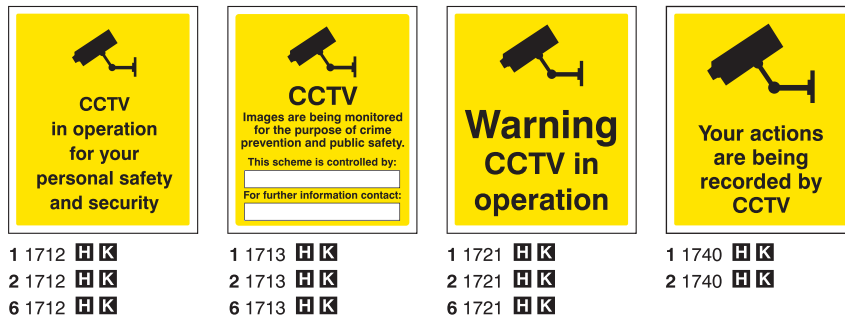
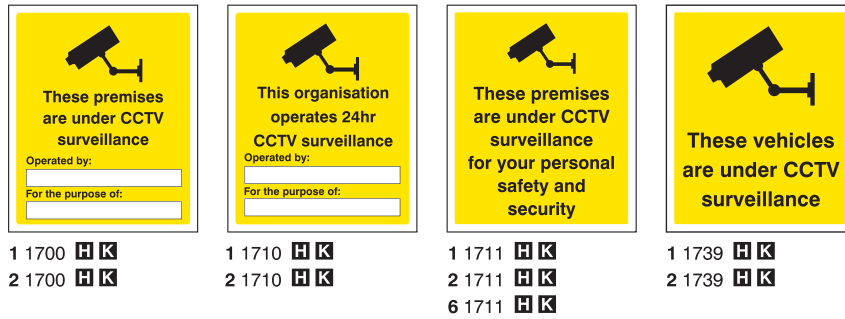


5 6141

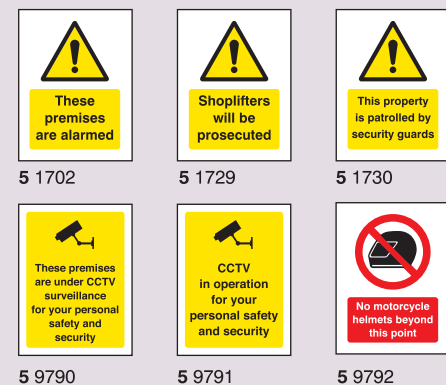
Pack of 15



The Data Protection Act 1998 requires the installation of CCTV signs, showing specific wording to assist the public to identify the owner/operator of the system.



## Window Labels



Self Adhesive labels 75 x100 mm.  
Self Adhesive on face for easy application to inside of window.



1 1714 **G M**  
2 1714 **G M**



1 1720 **G M**  
2 1720 **G M**  
7 1720 **G M**



1 1715 **G M**  
2 1715 **G M**  
7 1715 **G M**



1 4023 **G M**  
2 4023 **G M**



1 6215 **G M P**  
2 6215 **G M P**  
7 6215 **G M P**



1 2065 **G L**  
2 2065 **G L**



1 2061 **G L**  
2 2061 **G L**



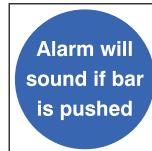
1 4261 **G M P K E**  
2 4261 **G M P K E**  
6 4261 **G M P**



1 1706 **F U**  
2 1706 **F U**



1 1707 **F U**  
2 1707 **F U**



1 1708 **F U**  
2 1708 **F U**



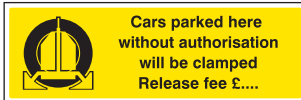
1 6433 **Q**  
6 6433 **Q**



1 1738 **G L**  
2 1738 **G L**



1 7532 **M P**  
6 7532 **M P**



1 7533 **M P** When ordering please state the value you wish to show.



1 7539 **M P**



5 7550  
1200x150mm reflective aluminium

When ordering please state the headroom details required.



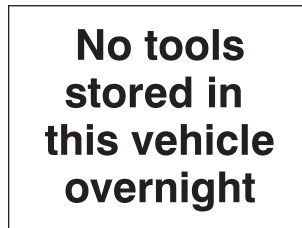
5 7552  
600x150mm reflective aluminium



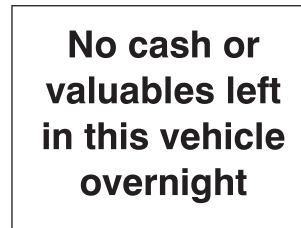
5 7551  
600x150mm reflective aluminium



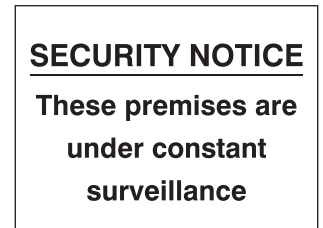
1 1703 **K**  
2 1703 **K**



2 1723 **E**



2 7090 **E**



1 1704 **K**  
2 1704 **K**

## Graffiti Control

### Wash and Remover



5 9627 300ml Wash  
5 9628 400ml Remover

- Effectively eradicates the toughest graffiti

### Anti-Graffiti Protective Coating



5 9626 2.5L Pack

- 2 part clear polyurethane coating
- Easy to apply
- Water based/low odour
- UV resistant and colour stable

### Anti-Graffiti Wipes




5 9629 Pack of 30 wipes

- 30 pre-moistened wipes per pack
- Suitable for **non-porous surfaces** including signs, bus shelters, lifts and benches



## HOW TO ORDER

### 1 Choose Your Sign



### 2 Choose Material Codes

- Rigid Plastic
- Self Adhesive Vinyl
- Photoluminescent Rigid Plastic
- Photoluminescent Self Adhesive
- Miscellaneous Products
- Aluminium
- Polycarbonate

\* No size code is required when ordering miscellaneous products

### 3 Choose Size Codes

<b>A</b> 75 x 100 mm	<b>J</b> 400 x 200 mm	<b>S</b> 75 x 200 mm
<b>B</b> 80 x 80 mm	<b>K</b> 300 x 400 mm	<b>T</b> 210 x 210 mm
<b>C</b> 150 x 150 mm	<b>L</b> 450 x 150 mm	<b>U</b> 100 x 100 mm
<b>D</b> 150 x 100 mm	<b>M</b> 600 x 200 mm	<b>V</b> 300 x 150 mm
<b>E</b> 150 x 200 mm	<b>N</b> 400 x 400 mm	<b>W</b> 600 x 900 mm
<b>F</b> 200 x 200 mm	<b>P</b> 600 x 400 mm	<b>X</b> 200 x 100 mm
<b>G</b> 300 x 100 mm	<b>Q</b> 600 x 450 mm	
<b>H</b> 250 x 300 mm	<b>R</b> 178 x 203 mm	

# English, French and German




1 1435 E H  
2 1435 E H



1 1436 E H  
2 1436 E H



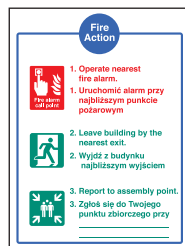
1 1437 E H  
2 1437 E H



1 1424 H  
2 1424 H



# English and Polish



1 1441 E H  
2 1441 E H



1 1440 E H  
2 1440 E H



1 1057 E K  
2 1057 E K



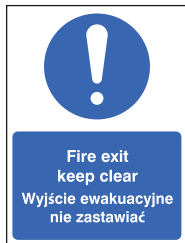
1 1058 E K  
2 1058 E K



1 1442 E



1 1647 A  
2 1647 A



1 1648 H  
2 1648 H



1 2075 H K  
2 2075 H K



1 2076 H K  
2 2076 H K



1 2077 H K  
2 2077 H K



1 2078 H K  
2 2078 H K



1 2079 Q  
2 2079 Q



1 3243 E H  
2 3243 E H



1 3301 E H  
2 3301 E H



1 3302 E H  
2 3302 E H



1 3245 E K  
2 3245 E K



1 4296 E K  
2 4296 E K



1 4297 K  
2 4297 K



1 4298 K  
2 4298 K



1 5238 E H  
2 5238 E H



1 5239 E H K  
2 5239 E H K



1 5248 E K  
2 5248 E K



1 5249 E K  
2 5249 E K



1 5250 E K  
2 5250 E K



1 6054 H  
2 6054 H

## Quality Control Signs



1 7801 K



1 7802 K



1 7803 K



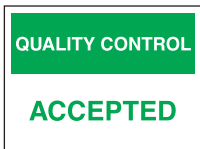
1 7804 K



1 7806 K



1 7807 K



1 7809 K



1 7810 K



1 7812 K



1 7813 K



1 7817 K



1 7815 K



1 7816 K



1 7814 K

## Quality Control Tags

80x150mm double sided tags. Printed on matt PVC and supplied in packs of 10 complete with nylon fixing strips.



5 9770




5 9771



5 9772



5 9773



5 9774



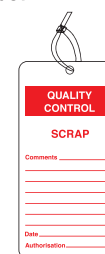
5 9775



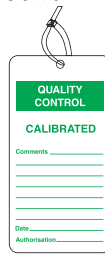
5 9776



5 9777



5 9778



5 9779



5 9780



5 9781



5 9782



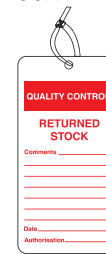
5 9783



5 9784



5 9785



5 9786

Fine Line Marker Pen



5 3430

## Quality Control Labels - 50x20mm self adhesive paper labels on rolls of a 100



5 9747



5 9748



5 9749



5 9750



5 9751



5 9752



5 9753



5 9754



5 9755



5 9756



5 9757



5 9758



5 9759



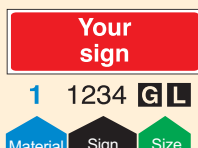
5 9760



5 9766

## HOW TO ORDER

### 1 Choose Your Sign



1 1234 GL



### 2 Choose Material Codes

- 1 Rigid Plastic
- 2 Self Adhesive Vinyl
- 3 Photoluminescent Rigid Plastic
- 4 Photoluminescent Self Adhesive
- \* 5 Miscellaneous Products
- 6 Aluminium
- 7 Polycarbonate

\* No size code is required when ordering miscellaneous products

### 3 Choose Size Codes

<b>A</b> 75 x 100 mm	<b>J</b> 400 x 200 mm	<b>S</b> 75 x 200 mm
<b>B</b> 80 x 80 mm	<b>K</b> 300 x 400 mm	<b>T</b> 210 x 210 mm
<b>C</b> 150 x 150 mm	<b>L</b> 450 x 150 mm	<b>U</b> 100 x 100 mm
<b>D</b> 150 x 100 mm	<b>M</b> 600 x 200 mm	<b>V</b> 300 x 150 mm
<b>E</b> 150 x 200 mm	<b>N</b> 400 x 400 mm	<b>W</b> 600 x 900 mm
<b>F</b> 200 x 200 mm	<b>P</b> 600 x 400 mm	<b>X</b> 200 x 100 mm
<b>G</b> 300 x 100 mm	<b>Q</b> 600 x 450 mm	
<b>H</b> 250 x 300 mm	<b>R</b> 178 x 203 mm	



From the floor up, get your safety message across. Ideal for use in factories, warehouses, hospitals and hotels. Sub surface printed and over laminated in hard wearing, anti-slip polycarbonate film. We recommend the use of primer, edge sealer and floor cleaning fluids for improved adhesion of tapes and floor graphics.

## 400mm Diameter



5 8802



5 8743



5 8744



5 8830



5 8746



5 8806



5 8801



5 8742



5 8803



5 8804



5 8805



5 8747

## Anti-Slip Mats

610x150mm anti-slip mat with aggressive pressure sensitive adhesive for bonding to most floor surfaces.



5 9634 CAUTION

5 9635 WATCH YOUR STEP

5 9695 Black/yellow Chevron



5 9697 Photoluminescent strip

5 9696 Reflective strip



5 9695 Black/yellow Chevron

## Floor Cleaning Fluid



5 8827

Before applying floor graphics ensure surface is free of dust, grease and other residue by applying floor cleaning fluid with a lint free cloth.

## Floor Primer

Primer will improve the adhesive strength of tapes and floor graphics. 1 litre tin provides approximately 5m<sup>2</sup> coverage.



5 9698

## Edge Sealer

Will prevent tape edges from lifting and resists water/chemicals ingress. 220ml tube.



5 9699

# DURABLE FLOOR GRAPHICS



5 8813 600x200mm  
5 8814 900x300mm



5 8807 600x200mm  
5 8808 900x300mm



5 8811 600x200mm  
5 8812 900x300mm



5 8809 400x200mm  
5 8810 800x400mm



5 8815 600x200mm  
5 8816 900x300mm



5 8749 300x100mm



## 400x600mm



5 8730



5 8731



5 8732



5 8733



5 8817



5 8818



5 8821



5 8738



5 8823



5 8736



5 8820



5 8828



5 8825



5 8826



5 8829



5 8735



5 8824



5 8734



5 8737



5 8739



5 8740



5 8741



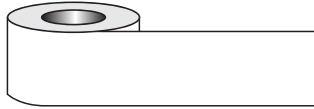
5 8819



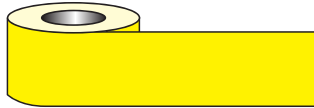
5 8822

## Floor Safety Tapes

Self Adhesive Floor Tape 50mm x 33m



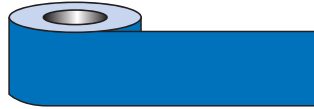
5 8601



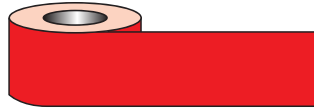
5 8602



5 8603



5 8604



5 8605



5 8606

Self Adhesive Hazard Tape 50mm x 33m



5 8630



5 8631



5 8632

## Photoluminescent Safety Tapes

All photoluminescent tapes come in 10 metre rolls



58641 40mm width  
58642 80mm width



58644 40mm width  
58645 80mm width




58650 40mm width  
58651 80mm width




58653 40mm width  
58654 80mm width



58647 40mm width  
58648 80mm width



58656 40mm width  
58657 80mm width



58658 20mm width  
58659 40mm width  
58660 80mm width

## Anti-Slip Tapes



Anti-slip tape provides a solution to problem slippery surfaces and steps. Recommended for internal use in pedestrian traffic routes, it has a near "diamond hard" aggregate and a conformable pressure sensitive adhesive giving strong adhesion to most surfaces. Suitable for use on most surfaces including wood, concrete, steel and checker plate.

Roll size 18m x 50mm



5 9694 Photoluminescent



5 9623 Black



5 9624 Yellow



5 9622 Clear




5 9625 Black/Yellow hazard

## Photoluminescent Anti-slip Floor Markers

Photoluminescent way finding floor markers are an effective method of marking escape routes. The markers have an anti-slip surface and strong adhesive backing.



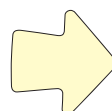
5 8663  
95mm diameter



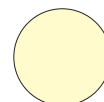
5 8664  
125mm diameter



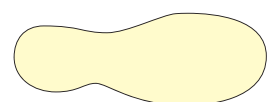
5 8665  
175mm x 110mm



5 8670  
75x75mm  
Pack of 20



5 8671  
75mm Dia  
Pack of 20



5 8672  
240x90mm  
Pack of 20

## Anti-Slip Ladder Grip

- Slip resistant GRP ladder grip reduces the risk of slips from ladders
- Severe weather, spillages or immersion in viscous & corrosive fluids will not adversely affect performance
- Designed to fit over the rungs of fire escapes and the majority of ladders
- Easily fixed using a specialist fixing adhesive



Code	Size (WxHxD)
5 9854	400x25x25mm
5 9855	600x25x25mm
5 9856	290ml tube of adhesive

## Anti-slip Stair Nosing

- Durable stair nosing offers extreme slip resistance and complies with the DDA
- Hard wearing GRP with carbon grit-top surface, effective even in wet and oily conditions
- Easily fixed using screws or adhesives and can be cut to size
- Available in either hazard yellow or photoluminescent versions. The photoluminescent version is ideal for stairwells in the case of a power failure
- Suitable for both internal and external use



Code	Product	Size (WxHxD)
5 9852	Yellow Nosing	1000x55x55mm
5 9853	Photoluminescent Nosing	1000x30x70mm
5 9856	Adhesive	290ml tube

## Line Painting



**Consists of:**  
 1 x Tape Line Applicator  
 2 x Rolls of Floor Tape  
 1 x Trimming Knife  
 1 x Chalk Line



### Tape Line Kit

Kit	Tape Colour	Code
1	White	5 9620
2	Yellow	5 9621

### Paint Line Kit

Kit	Paint Colour	Code
1	White	5 9600
2	Yellow	5 9601

Consists of:  
 1 x 2 Wheel Paint Line Applicator  
 2 x Cans of Line Paint  
 1 x Chalk Line




### Paint Line Applicators

Type	Line Width (mm)	Code
4 Wheel	50 - 75	5 9603
Hand	N/A	5 9604

### Line Paints

Colour	Can Size	Code
White	750 ml	5 9605
Yellow	750 ml	5 9606
Red	750 ml	5 9607
Green	750 ml	5 9608
Blue	750 ml	5 9609
Grey	750 ml	5 9610
Black	750 ml	5 9611

## Cable Protector



- High grade fire retardant, flexible PVC cable protector
- Gently sloping edges allow smooth passage of trucks and trolleys
- One large chamber (30x10mm) is suitable for multiple cables
- Base may be slit for easy cable insertion
- Easily cut to length. HxWxL: 14mm x 80mm x 9m

Code	Colour
5 9233	Black
5 9234	Grey
5 9232	Black/Yellow







In line with health and safety regulations these multi-purpose construction signs provide information and warning to both the public and contractors alike.

For best results on personalised site safety boards a company logo should be provided in a clear, high resolution format.



1 6447 900x600mm 1mm PVC



1 6420 900x600mm 1mm PVC



1 6414 900x600mm 1mm PVC



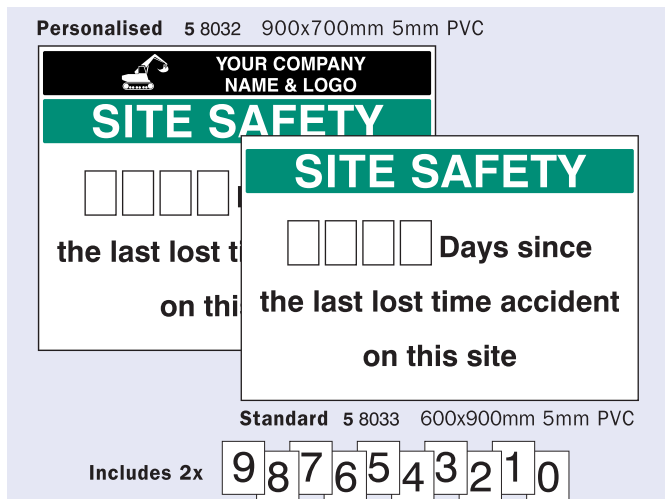
1 6416 900x600mm 1mm PVC



1 6413 900x600mm 1mm PVC



1 6415 900x600mm 1mm PVC



Personalised 5 8032 900x700mm 5mm PVC

Standard 5 8033 600x900mm 5mm PVC

Includes 2x



If none of the above site safety boards suit your site we will be happy to quote for your requirements. Please call our sales desk for assistance.

# SITE SAFETY BOARDS

**Personalised**  
5 8028 1200x1200mm 5mm PVC



**Standard**  
5 8038 1200x1000mm 5mm PVC

**Personalised**  
5 8027 1200x1200mm 5mm PVC



**Standard**  
5 8037 1200x900mm 5mm PVC

**Personalised**  
5 8022 600x1200mm 5mm PVC



**Standard**  
5 8035 600x900mm 5mm PVC

**Personalised**  
5 8023 600x1200mm 5mm PVC



**Standard**  
5 8036 600x900mm 5mm PVC

**Personalised**  
5 8025 900x1200mm 5mm PVC



**Standard**  
5 8031 900x1000mm 5mm PVC

## HOW TO ORDER

### 1 Choose Your Sign



1 1234 GL



### 2 Choose Material Codes

- 1 Rigid Plastic
- 2 Self Adhesive Vinyl
- 3 Photoluminescent Rigid Plastic
- 4 Photoluminescent Self Adhesive
- \* 5 Miscellaneous Products
- 6 Aluminium
- 7 Polycarbonate

\* No size code is required when ordering miscellaneous products

### 3 Choose Size Codes

<b>A</b> 75 x 100 mm	<b>J</b> 400 x 200 mm	<b>S</b> 75 x 200 mm
<b>B</b> 80 x 80 mm	<b>K</b> 300 x 400 mm	<b>T</b> 210 x 210 mm
<b>C</b> 150 x 150 mm	<b>L</b> 450 x 150 mm	<b>U</b> 100 x 100 mm
<b>D</b> 150 x 100 mm	<b>M</b> 600 x 200 mm	<b>V</b> 300 x 150 mm
<b>E</b> 150 x 200 mm	<b>N</b> 400 x 400 mm	<b>W</b> 600 x 900 mm
<b>F</b> 200 x 200 mm	<b>P</b> 600 x 400 mm	<b>X</b> 200 x 100 mm
<b>G</b> 300 x 100 mm	<b>Q</b> 600 x 450 mm	
<b>H</b> 250 x 300 mm	<b>R</b> 178 x 203 mm	

# DESIGN YOUR OWN SITE SAFETY BOARD

## STEP 1

Select appropriate site messages from the following or suggest your own e.g. A, B, C, J



A



E



I



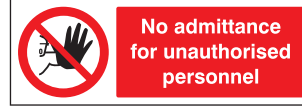
M



B



F



J



N



C



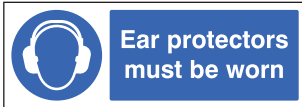
G



K



O



D



H



L



P

## STEP 2

Select sign template that best accommodates your messages e.g. 58034/A, B, C, J

### Personalised

5 8019 600x1200mm 5mm PVC



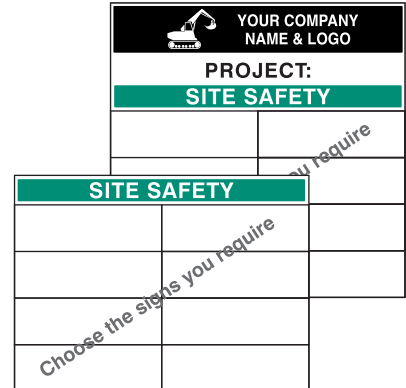
### Personalised

5 8030 600x1200mm 5mm PVC



### Personalised

5 8047 1200x1200mm 5mm PVC




### Standard

5 8048 1200x900mm 5mm PVC




e.g. 5 8047 / L,J,A,B,I,D,C,H



### Standard

5 8034 600x1000mm 5mm PVC



### Standard

5 8039 600x900mm 5mm PVC

## STEP 3

If personalising board, please supply a high resolution copy of logo e.g. jpeg, eps, tif, gif

If none of the above site safety boards suit your site we will be happy to quote for your requirements. Please call our office for assistance.

# SITE STARTER PACKS



- Comprises of the most commonly used construction signage
- Each pack is supplied in an easy to store outer wrap
- Easy and economical way of purchasing construction site signs
- Save up to 15% when buying our site starter packs
- All signs made from 0.9mm rigid plastic



## Pack 1

5 6423



600x200mm

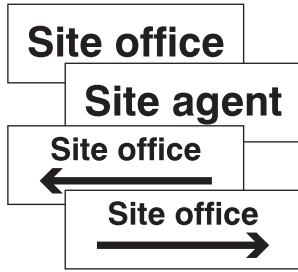


600x450mm




## Pack 2

5 6424



300x100mm



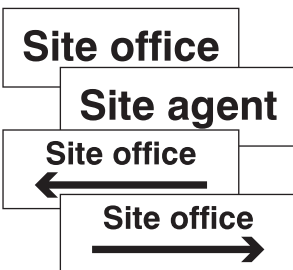
400x300mm



900x600mm

## Pack 3

5 6425



300x100mm



400x300mm



900x600mm



## Pack 4

5 6426



400x600mm



600x400mm



400x300mm



900x600mm



900x600mm





1 6403 M P  
2 6403 M



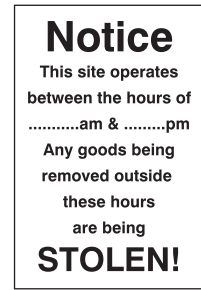
1 6405 M P  
2 6405 M P  
6 6405 M P



1 6401 M P  
7 6401 M P



1 6402 M P



1 6406 P



1 4257 G M P  
2 4257 G M P



1 6404 M P  
2 6404 M P  
6 6404 M P  
7 6404 M P



1 6454 G M P  
2 6454 G M



1 6418 G M P  
2 6418 G M P



1 6429 M  
2 6429 M



1 6455 G M  
2 6455 G M



1 6456 G M  
2 6456 G M



1 6457 G M



1 6459 G M  
2 6459 G M



1 6460 G M  
2 6460 G M



1 6461 G M



1 6458 G M

## Aluminium Roll Top Signs

Manufactured from aluminium, highly durable roll top construction signs are designed to neatly hook over scaffolding and railings. For bespoke roll top signs please call our office and quote 56417 for assistance.

Size: 400x600mm

Design your own  
Roll Top Sign



5 6605



5 6604



5 6602



5 6601



5 6417



5 6400



5 6223



5 6428



5 6406



5 6407



5 6420



5 6408



5 6409



5 6410



5 6411



1 6229 **P**  
6 6229 **P**



1 6236 **P**



1 4530 **G M**  
2 4530 **G M**



1 4531 **G M**  
2 4531 **G M**



1 6412 **K Q**



1 6411 **K Q**



1 6419 **Q**



1 6439 **K Q**



1 6464 **Q**



1 6445 **Q**



1 5019 **E K P**  
2 5019 **E K P**  
6 5019 **P**  
7 5019 **K P**



1 5216 **M E K P**  
2 5216 **M E K**  
6 5216 **M**

## Asbestos



1 6271 **G M P**  
2 6271 **G M**



1 6272 **G M P**  
2 6272 **G M**



1 6270 **K Q**  
2 6270 **K Q**

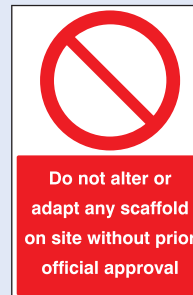


1 4260 **G M**  
2 4260 **G M**

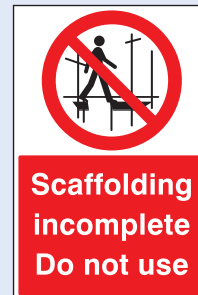


1 4449 **G M**  
2 4449 **G M**

## Scaffolding



1 3645 **K P**  
7 3645 **K P**



1 6443 **P**  
6 6443 **P**



1 6442 **P**



5 3444



5 3445

80x150mm double sided scaffold tie tags printed on matt pvc. Supplied in packs of ten, complete with nylon fixing strips.

## HOW TO ORDER

### 1 Choose Your Sign



### 2 Choose Material Codes

- 1 Rigid Plastic
  - 2 Self Adhesive Vinyl
  - 3 Photoluminescent Rigid Plastic
  - 4 Photoluminescent Self Adhesive
  - \* 5 Miscellaneous Products
  - 6 Aluminium
  - 7 Polycarbonate
- \* No size code is required when ordering miscellaneous products

### 3 Choose Size Codes

<b>A</b> 75 x 100 mm	<b>J</b> 400 x 200 mm	<b>S</b> 75 x 200 mm
<b>B</b> 80 x 80 mm	<b>K</b> 300 x 400 mm	<b>T</b> 210 x 210 mm
<b>C</b> 150 x 150 mm	<b>L</b> 450 x 150 mm	<b>U</b> 100 x 100 mm
<b>D</b> 150 x 100 mm	<b>M</b> 600 x 200 mm	<b>V</b> 300 x 150 mm
<b>E</b> 150 x 200 mm	<b>N</b> 400 x 400 mm	<b>W</b> 600 x 900 mm
<b>F</b> 200 x 200 mm	<b>P</b> 600 x 400 mm	<b>X</b> 200 x 100 mm
<b>G</b> 300 x 100 mm	<b>Q</b> 600 x 450 mm	
<b>H</b> 250 x 300 mm	<b>R</b> 178 x 203 mm	

## Non-Reflective Site Management Signs



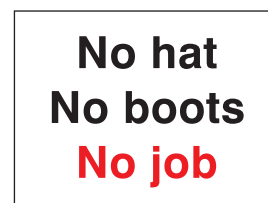
1 6407 **G M**  
2 6407 **G M**



1 6408 **G M**  
2 6408 **G M**



1 6409 **G M**  
2 6409 **G M**



1 6435 **K Q**



1 6410 **G M**  
2 6410 **G M**



1 6421 **G M**  
2 6421 **G M**



1 6422 **G M**  
2 6422 **G M**



1 6444 **K Q**



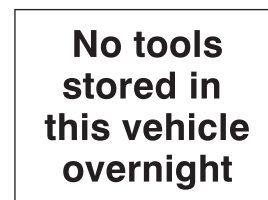
1 6423 **G M**  
2 6423 **G M**



1 6424 **G M**  
2 6424 **G M**



1 6425 **G M**  
2 6425 **G M**



2 1723 **E**



1 6436 **G M**  
2 6436 **G M**



1 6446 **G M**  
2 6446 **G M**



1 6465 **G M**  
2 6465 **G M**



1 7061 **G**  
2 7061 **G**



1 6467 **G M**  
2 6467 **G M**



1 6468 **G M**  
2 6468 **G M**



1 6466 **G M**  
2 6466 **G M**

## Good To Go Safety™ - Equipment Tagging & Inspection System



Innovative, effective and affordable range of equipment tagging and inspection systems. Simply attach a tag to the equipment and complete a pre-use inspection using the relevant check book before inserting into the tag. A duplicate copy of each completed checklist is retained for your management records, and a tamper evident seal can be fitted to deter and identify unauthorized access to completed inserts. Each check book provides 25 individual inspections. The highly visible tag ensures everyone is aware of the equipment's current status and clearly indicates when it is 'good to go'.

### Components

Code	Description
5 1301	Status Tag

Code	Description
5 1307	100 Tamper evident seals

Code	Description
5 1308	Wallet & Pen



- Weekly kit** contents for a full year of weekly inspections:  
1x tag, 2x check book, 100x seals, 1x wallet & pen.
- Daily kit** contents for a full year of daily inspections:  
2x tag, 11x check book, 300x seals, 1x wallet & pen.

Equipment Type	Check Book	Weekly Kit	Daily Kit
Scaffold Tower	5 1303	5 1310	5 1314
Fixed Scaffolding	5 1319	5 1320	5 1321
Ladder	5 1304	5 1311	5 1315
MEWP	5 1322	5 1323	5 1324
Forklift	5 1302	5 1309	5 1313
Harness	5 1325	5 1326	5 1327

## Non-Reflective Site Management Signs



1 7612   
 6 7612



1 6434



1 6450



1 6451   
 6 6451



1 6462



1 6417



1 6426   
 6 6426



1 6427   
 6 6427



1 6430   
 6 6430



1 6437   
 6 6437



1 6432   
 6 6432



1 6431   
 6 6431



1 6438   
 6 6438



1 6452   
 6 6452



1 6453



1 7525   
 6 7525



1 7526   
 6 7526



1 7584   
 6 7584



1 7617   
 6 7617



1 6470   
 6 6470



1 7527



1 7608   
 6 7608



1 7624



1 7590   
 6 7590



1 6440



1 7528   
 6 7528



## Road Sign Frames

Code	Style	Size (mm)
5 8757	Triangle	600
5 8756	Triangle	750
5 8761	Triangle with Supp Plate	750
5 8758	Square	750
5 8512	Rectangle	600x450
5 8759	Rectangle	1050x750
5 8550	Rectangle (double sided)	600x450
5 8551	Square	400x400

## Road Frame Clip



5 8755



## HOW TO ORDER

### 1 Choose Your Sign

Your sign

1 1234 GL

Material Sign Size

### 2 Choose Material Codes

- 1 Rigid Plastic
- 2 Self Adhesive Vinyl
- 3 Photoluminescent Rigid Plastic
- 4 Photoluminescent Self Adhesive
- \* 5 Miscellaneous Products
- 6 Aluminium
- 7 Polycarbonate

\* No size code is required when ordering miscellaneous products

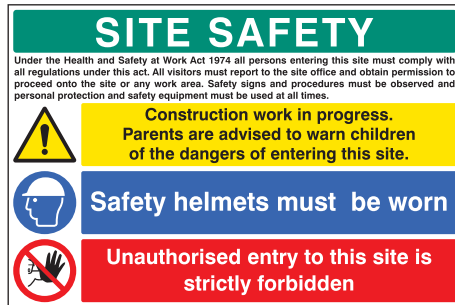
### 3 Choose Size Codes

<b>A</b> 75 x 100 mm	<b>J</b> 400 x 200 mm	<b>S</b> 75 x 200 mm
<b>B</b> 80 x 80 mm	<b>K</b> 300 x 400 mm	<b>T</b> 210 x 210 mm
<b>C</b> 150 x 150 mm	<b>L</b> 450 x 150 mm	<b>U</b> 100 x 100 mm
<b>D</b> 150 x 100 mm	<b>M</b> 600 x 200 mm	<b>V</b> 300 x 150 mm
<b>E</b> 150 x 200 mm	<b>N</b> 400 x 400 mm	<b>W</b> 600 x 900 mm
<b>F</b> 200 x 200 mm	<b>P</b> 600 x 400 mm	<b>X</b> 200 x 100 mm
<b>G</b> 300 x 100 mm	<b>Q</b> 600 x 450 mm	
<b>H</b> 250 x 300 mm	<b>R</b> 178 x 203 mm	



## Fluted Polypropylene

Made from Fluted Polypropylene to provide an economic and lightweight range of construction signs. Easy to store, transport and erect.



5 6421 900x600mm



5 6422 900x600mm



5 6229 600x400mm



5 6404 600x200mm



5 6405 400x600mm



5 6401 400x600mm



5 6402 400x600mm



5 6442 400x600mm



5 6403 400x600mm



5 5019 600x400mm



5 6412 400x300mm

Direct contractors, suppliers and the public to your site



5 8041 200x200mm



5 8042 200x200mm



5 8043 200x200mm

## Sign Ties

- 5 8695 150mm\* Pack of 10
- 5 8696 150mm\* Pack of 50
- 5 8697 770mm\* Pack of 10
- 5 8698 370mm\* Pack of 10

\* is the total length of the tie




## Site Safety Poster



5 8126 1mm Rigid Plastic 600x900mm

## Scaff-Wrap



- Simple wrap-around interconnecting pedestrian protector
- Fully interlocking no need for additional fastenings
- Can be easily cut on site to adjust for cross bars etc
- Supplied in packs of 3 x 600mm high sections for easy installation

Code	Description
5 6431	Chevron/Warning
5 6432	Business as usual
5 6433	Sorry for inconvenience
5 6434	'Design your own' message

## Barrier Tape - Non Adhesive, High Strength Polythene Tapes

75mm x 250m



5 8622



5 8623



5 8624



5 8626




5 8629



5 8633

70mm x 500m



5 8620



5 8621



5 8627



5 8628



5 8634



5 8635

## Cone Barrier

- Fits over the top of most standard traffic cones
- Cone Barrier unit connects cones together to cordon off 'work in progress' areas utilising 3.65m of retractable, high visibility chevron webbing
- Suitable for motorway maintenance, road-works and Health & Safety barriers
- This low cost and flexible solution ensures safety and ease of use



5 7983

Cones not included



## Underground Tapes

- Made from 100 micron premium polymer polythene
- Resistant to fading
- 150mm x 365m



5 8636



5 8637



5 8638

## Guardian Expanding Barrier

- A lightweight, portable expanding temporary barrier system with high reflective performance
- One piece unit that folds flat and expands to 2250x1000mm
- Measures 700x1100mm when folded



5 7985



## Workguard Folding Barrier

- Lightweight, portable folding barrier system, conforming to UK traffic signs manual Chapter 8
- One piece unit supplied ready assembled with 3 or 4 sides
- Double sided reflective red and white flexible panels



Regular with 3 sides (Side size 750x1100mm)

5 7988

Regular with 4 sides (Side size 750x1100mm)

5 7989

## Extending Safety Barrier

- Space saving metal barrier
- Stands 1m high, expands to 3m in length
- Approx 8kg in weight



5 7994



## Safe Equipment Management Systems

An innovative range of checklists and tagging systems for workplace equipment. Allows competent inspectors to carry out regular checks and clearly communicate the findings to all employees.

Good to Go Safety™ offers a simple, effective and affordable solution to equipment safety. It is flexible to meet your needs; buy as individual components or in kit format dependent on the frequency of your inspections.



Can help companies to:

- Comply with legislation and industry best practice
- Prevent accidents
- Educate staff and improve morale
- Improve business performance
- Reduce operating costs
- Provide an indexed audit trail
- Quarantine faulty equipment
- Maximise safety

Simply fix the status tag to the appropriate equipment to visually inform employees of its current status. Use a check book to carry out a comprehensive inspection and insert the completed checklist into the tag (a duplicate copy is retained in the check book for management records). Attach a tamper evident seal to deter and identify unauthorised access.

A wide range of applications including:

**Ladders, Forklift Trucks, Scaffold Towers, Fixed Scaffolding, MEWPs** (Scissor Lifts, Cherrypickers etc), **Pallet Racking, Harnesses**, or **design your own** checklist using the Bespoke check book option.



*Components:*

### Status Tag

- Manufactured from tough, weather resistant, UV stable, highly visible polypropylene.
- Channeled base allows the tag to sit flush to poles – easily secured with cable-ties, screws or adhesive.
- Warning label is clearly displayed if the checklist insert is missing.
- Allows tamper evident seal to be fitted.

Code: **5 1301**



### Check Books:

Each check book includes 25 individual inspections with unique sequential numbering. A carbon copy is automatically retained upon completion of checklist. Guidance notes provide advice on how to check the equipment.

A useful check book wallet & pen is also available for storage.

Code: **5 1308**



### Weekly Inspection Kits:

Provides everything you need to carry out an entire year of weekly inspections.

Contents:

- 1 x Status tag
- 100 x Tamper evident seals
- 2 x Check books (50 inspections)
- 1 x Check book wallet and pen

Code: **Various**



### Tamper Evident Seals

- Manufactured from high visibility red polypropylene.
- Arrow head is carefully inserted into the tag to prevent it being opened. The seal must be snapped free to open the tag.



- If the seal is missing then a new checklist should be completed and a new seal inserted to validate the inspection.
- Supplied in a box of 100.

Code: **5 1307**

### Daily Inspection Kits:

Provides everything you need to carry out an entire year of daily inspections (based on a 5 day working week).

Contents:

- 2 x Status tags
- 300 x Tamper evident seals
- 11 x Check books (275 inspections)
- 1 x Check book wallet and pen

Code: **Various**



# EQUIPMENT MANAGEMENT SYSTEMS

The easy way to ensure your workplace equipment is always **Good to Go**.



**Tag it**



**Check it**



**Record it**



**Secure it**



**You're Good to Go**

Simply attach a tag, complete the checklist to record your inspection, secure your findings with a tamper evident seal. The tag will now clearly display the findings and advise if it is 'Good to Go' or quarantined if a fault is found. Helps to meet your duties under PUWER, LOLER and WAHR, simply choose from the list of applications below:

## Scaffold Tower

Provides essential safety checks prior to using the tower whilst ensuring the current results of the inspection are recorded and displayed. The duplicate record should be kept on site during the construction work & off site for a further 3 months. Helps comply with PUWER, WAHR, PASMA & HSE guidance.



## Racking

Frequent racking checks can help identify any damaged bays resulting from unreported forklift collisions. Also helps to identify any unstable loads/damaged pallets before an incident occurs. Allows compliance with PUWER, WAHR, SEMA & HSE guidance and reduces the possibility of a costly racking collapse.



## Harness

Allows the quick and easy inspection and tagging of harnesses as specified in WAHR, BSEN365:2004 and BS8437. Checks should be carried out before each harness use - it should be a visual and tactile examination. A duplicate copy of the completed checklist is supplied for your management records. Allows immediate quarantine of a faulty harness.



## Bespoke

For equipment not covered by the standard Good to Go Safety™ range. Allows you to design your own checklist which can then be used to the same effect. A low cost and effective solution for more specialist equipment. PUWER stipulates the need for ALL work equipment to be suitable, safe and maintained.



## Forklifts

PUWER, LOLER and the FTA (Forklift Truck Association) all demand that any business operating forklift trucks must carry out frequent inspections. The tag clearly displays the completed checklist's valid date of inspection - ensuring that the necessary checks are carried out as specified in your management records.



## Ladders

With over 14 deaths and 1200 major injuries to workers each year, resulting from accidents on ladders, the need for regular inspections is essential. Designed for use on industrial ladders and stepladders (BS2037 Class 1, EN131 and BS1129). PUWER, WAHR & HSE guidance recommends regular checks prior to use.



## Fixed Scaffolding

Allows scaffold status to be instantly updated following any structural alterations, bad weather, as part of its seven day check or daily inspection programme. The tag sits flush to the tube, preventing risk of snagging or breakage. Tamper evident seal identifies & prevents unauthorised access. Designed to BSEN12811-1 & TG20:08 guidance.



## MEWPs

Under Work at Height Regulations (WAHR) the use of MEWPs is more widespread than ever. This system works with most versions of cherry pickers, telescopic booms and scissor lifts. Allows quick and easy inspection before use as recommended under PUWER, LOLER, WAHR, IPAF & HSE guidance and best practice.










Equipment	Check Books	Weekly Kit*	Daily Kit*
Forklift	5 1302	5 1309	5 1313
Ladder	5 1304	5 1311	5 1315
Fixed Scaffold	5 1319	5 1320	5 1321
Scaffold Tower	5 1303	5 1310	5 1314
MEWP	5 1322	5 1323	5 1324
Racking	5 1305	5 1312	5 1316
Harness	5 1325	5 1326	5 1327
Bespoke	5 1317	-	-











Component	Code
Status Tag	5 1301
Tamper Evident Seals (Box of 100)	5 1307
Check Book Wallet & Pen	5 1308



## General School Signage

Administration 5 SCH001 300 x 100mm	Boys Toilet  5 SCH002 300 x 100mm	Bursar 5 SCH003 300 x 100mm	Business Manager 5 SCH004 300 x 100mm	Caretaker 5 SCH005 300 x 100mm
Changing  5 SCH006 300 x 100mm	Changing Rooms 5 SCH007 300 x 100mm	Classroom 5 SCH008 300 x 100mm	Common Room 5 SCH009 300 x 100mm	Computer Room 5 SCH010 300 x 100mm
Deputy Head 5 SCH011 300 x 100mm	Dining Hall 5 SCH012 300 x 100mm	Dining Room 5 SCH013 300 x 100mm	Finance Office 5 SCH014 300 x 100mm	First Aid Room 5 SCH015 300 x 100mm
Girls Toilet  5 SCH016 300 x 100mm	Gymnasium 5 SCH017 300 x 100mm	Hall 5 SCH018 300 x 100mm	Head of Year 5 SCH019 300 x 100mm	Head of Year 7 5 SCH020 300 x 100mm
Head of Year 8 5 SCH021 300 x 100mm	Head of Year 9 5 SCH022 300 x 100mm	Head of Year 10 5 SCH023 300 x 100mm	Head of Year 11 5 SCH024 300 x 100mm	Head's PA 5 SCH025 300 x 100mm
Headteacher 5 SCH026 300 x 100mm	Interview Room 5 SCH027 300 x 100mm	IT Department 5 SCH028 300 x 100mm	Laboratory 5 SCH029 300 x 100mm	Library 5 SCH030 300 x 100mm
Meeting Room 5 SCH031 300 x 100mm	Nursery 5 SCH032 300 x 100mm	Office 5 SCH033 300 x 100mm	Pastoral Care 5 SCH034 300 x 100mm	PE Department 5 SCH035 300 x 100mm
Principal 5 SCH036 300 x 100mm	Reception 5 SCH037 300 x 100mm	School Kitchen 5 SCH038 300 x 100mm	School Nurse 5 SCH039 300 x 100mm	School Office 5 SCH040 300 x 100mm
School Secretary 5 SCH041 300 x 100mm	Showers  5 SCH042 300 x 100mm	Sports Hall 5 SCH043 300 x 100mm	Staff Changing 5 SCH044 300 x 100mm	Staff Room 5 SCH045 300 x 100mm
Staff only 5 SCH046 300 x 100mm	Staff Toilet  5 SCH047 300 x 100mm	Staff Toilet  5 SCH048 300 x 100mm	Staff Toilet  5 SCH049 300 x 100mm	Vice Principal 5 SCH050 300 x 100mm

## School Symbols













 5 SCH051 200 x 200mm	 5 SCH052 200 x 200mm	 5 SCH053 200 x 200mm	 5 SCH054 200 x 200mm	 5 SCH055 200 x 200mm
 5 SCH056 200 x 200mm	 5 SCH057 200 x 200mm	 5 SCH058 200 x 200mm	 5 SCH059 200 x 200mm	 5 SCH060 200 x 200mm

# GENERAL HEALTHCARE SIGNAGE

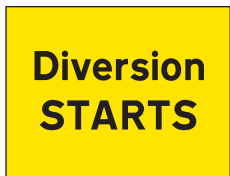
## General Healthcare Signage

<b>Administration</b> 5 HEA001 300 x 100mm	<b>Audiology</b> 5 HEA002 300 x 100mm	<b>Beverage Bay</b> 5 HEA003 300 x 100mm	<b>Blood Tests</b> 5 HEA004 300 x 100mm	<b>Cleaners Store</b> 5 HEA005 300 x 100mm
<b>Clean Utility</b> 5 HEA006 300 x 100mm	<b>Clinic Room</b> 5 HEA007 300 x 100mm	<b>Consulting Room</b> 5 HEA008 300 x 100mm	<b>Dental Office</b> 5 HEA009 300 x 100mm	<b>Dental Surgery</b> 5 HEA010 300 x 100mm
<b>Dermatology</b> 5 HEA011 300 x 100mm	<b>Dietitians</b> 5 HEA012 300 x 100mm	<b>Dirty Utility</b> 5 HEA013 300 x 100mm	<b>Gynaecology</b> 5 HEA014 300 x 100mm	<b>Interview Room</b> 5 HEA015 300 x 100mm
<b>Kitchen</b> 5 HEA016 300 x 100mm	<b>Linen Store</b> 5 HEA017 300 x 100mm	<b>Lounge</b> 5 HEA018 300 x 100mm	<b>Meeting Room</b> 5 HEA019 300 x 100mm	<b>Midwife</b> 5 HEA020 300 x 100mm
<b>Minor Surgery</b> 5 HEA021 300 x 100mm	<b>Nurses Station</b> 5 HEA022 300 x 100mm	<b>Office</b> 5 HEA023 300 x 100mm	<b>Ophthalmology</b> 5 HEA024 300 x 100mm	<b>Patient Change</b> 5 HEA025 300 x 100mm
<b>Phlebotomy</b> 5 HEA026 300 x 100mm	<b>Physiotherapy</b> 5 HEA027 300 x 100mm	<b>Plant Room</b> 5 HEA028 300 x 100mm	<b>Podiatry</b> 5 HEA029 300 x 100mm	<b>Practice Nurse</b> 5 HEA030 300 x 100mm
<b>Reception</b> 5 HEA031 300 x 100mm	<b>Shower</b> 5 HEA032 300 x 100mm	<b>Shower</b> 5 HEA033 300 x 100mm	<b>Sluice Room</b> 5 HEA034 300 x 100mm	<b>Specimen WC</b> 5 HEA035 300 x 100mm
<b>Staff Changing</b> 5 HEA036 300 x 100mm	<b>Staff only</b> 5 HEA037 300 x 100mm	<b>Staff Room</b> 5 HEA038 300 x 100mm	<b>Staff Toilet</b> 5 HEA039 300 x 100mm	<b>Staff Toilet</b> 5 HEA040 300 x 100mm
<b>Store</b> 5 HEA041 300 x 100mm	<b>Therapy Room</b> 5 HEA042 300 x 100mm	<b>Treatment Room</b> 5 HEA043 300 x 100mm	<b>Triage</b> 5 HEA044 300 x 100mm	<b>Ultrasound</b> 5 HEA045 300 x 100mm
<b>Urology</b> 5 HEA046 300 x 100mm	<b>Utility Room</b> 5 HEA047 300 x 100mm	<b>Ward Manager</b> 5 HEA048 300 x 100mm	<b>Ward Sister</b> 5 HEA049 300 x 100mm	

## Healthcare Symbols

 5 HEA050 200 x 200mm	 5 HEA051 200 x 200mm	 5 HEA052 200 x 200mm	 5 HEA053 200 x 200mm	 5 HEA054 200 x 200mm	 5 HEA055 200 x 200mm
 5 HEA056 200 x 200mm	 5 HEA057 200 x 200mm	 5 HEA058 200 x 200mm	 5 HEA059 200 x 200mm	 5 HEA060 200 x 200mm	 5 HEA061 200 x 200mm

- These traffic signs are non-reflective and are intended for internal site traffic management
- At an additional cost aluminium signs can be supplied complete with channelling for pole or post mounting



1 6473



1 6474



1 6475



1 6476



1 6477



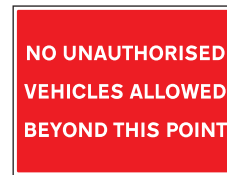
1 7517   
6 7517



1 7518   
6 7518



1 7614



1 7519   
6 7519



1 7520   
6 7520



1 7521   
6 7521



1 7527   
6 7527



1 7541   
6 7541



1 7542



1 7569   
6 7569



1 7570



1 7561   
6 7561



1 7563   
6 7563



1 7562



1 7564



1 7571   
6 7571



1 7607   
6 7607



1 7608   
6 7608



1 7609   
6 7609



1 7610   
6 7610



1 6470   
6 6470



1 6471   
6 6471



1 6472



1 7622



1 7613



1 7615



1 7616



1 7618



1 7619



1 7623

## Road Sign Frames

Code	Style	Size (mm)
5 8757	Triangle	600
5 8756	Triangle	750
5 8761	Triangle with Supp Plate	750
5 8758	Square	750
5 8512	Rectangle	600x450
5 8759	Rectangle	1050x750
5 8550	Rectangle (double sided)	600x450
5 8551	Square	400x400

## Road Frame Clip



## Road Sign Posts & Fixings

### Caps



5 8685 76mm diameter  
5 8750 50mm diameter

### Grey PVC coated steel poles



5 8684 3.5m x 76mm  
5 8769 3.0m x 50mm  
5 8800 1.5m x 50mm  
5 8688 1.75m x 76mm

### Base plate



5 8686 76mm diameter  
5 8699 50mm diameter

### Anti-rotational clip



5 8682 76mm diameter  
5 8640 50mm diameter



1 7543 Q



1 7508 K Q  
6 7508 K Q



1 7509 K Q  
6 7509 K Q



1 7510 K Q  
6 7510 K Q



1 6419 Q  
6 6419 Q



1 7512 Q  
6 7512 Q



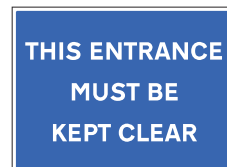
1 7513 Q  
6 7513 Q



1 7514 Q  
6 7514 Q



1 7515 Q  
6 7515 Q



1 7516 Q



1 7522 Q  
6 7522 Q



1 7523 Q



1 7524 Q



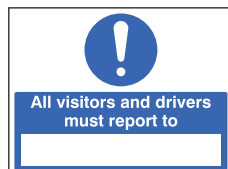
1 7528 Q  
6 7528 Q



1 7529 Q  
6 7529 Q



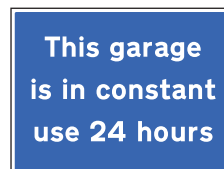
1 7611 Q



1 5432 K Q  
6 5432 K Q



1 7591 Q  
6 7591 Q



1 7560 Q



1 7531 K

## HOW TO ORDER

### 1 Choose Your Sign



### 2 Choose Material Codes

- 1 Rigid Plastic
  - 2 Self Adhesive Vinyl
  - 3 Photoluminescent Rigid Plastic
  - 4 Photoluminescent Self Adhesive
  - \* 5 Miscellaneous Products
  - 6 Aluminium
  - 7 Polycarbonate
- \* No size code is required when ordering miscellaneous products

### 3 Choose Size Codes

<b>A</b> 75 x 100 mm	<b>J</b> 400 x 200 mm	<b>S</b> 75 x 200 mm
<b>B</b> 80 x 80 mm	<b>K</b> 300 x 400 mm	<b>T</b> 210 x 210 mm
<b>C</b> 150 x 150 mm	<b>L</b> 450 x 150 mm	<b>U</b> 100 x 100 mm
<b>D</b> 150 x 100 mm	<b>M</b> 600 x 200 mm	<b>V</b> 300 x 150 mm
<b>E</b> 150 x 200 mm	<b>N</b> 400 x 400 mm	<b>W</b> 600 x 900 mm
<b>F</b> 200 x 200 mm	<b>P</b> 600 x 400 mm	<b>X</b> 200 x 100 mm
<b>G</b> 300 x 100 mm	<b>Q</b> 600 x 450 mm	<b>Y</b> 450 x 250 mm
<b>H</b> 250 x 300 mm	<b>R</b> 178 x 203 mm	



## Non Reflective Road Traffic

- These traffic signs are non-reflective and are intended for internal site traffic management
- At an additional cost aluminium signs can be supplied complete with channelling for pole or post mounting
- Also available from our accessories range are poles, posts, clips and caps and free standing sign frames
- For use with sign frame **5 8551**



1 7501 **N**  
6 7501 **N**



1 7502 **N**  
6 7502 **N**



1 7503 **N**  
6 7503 **N**



1 7504 **N**  
6 7504 **N**



1 7567 **N**  
6 7567 **N**



1 7505 **N**  
6 7505 **N**




1 7506 **N**  
6 7506 **N**


Specify maximum height required  
when ordering, which will be  
applied before dispatch.



1 7507 **N**  
6 7507 **N**



1 7511 **N**  
6 7511 **N**




1 7544 **N**  
6 7544 **N**




1 7545 **N**  
6 7545 **N**



1 7546 **N**  
6 7546 **N**




1 7547 **N**  
6 7547 **N**



1 7548 **N**  
6 7548 **N**



1 7549 **N**  
6 7549 **N**



1 7550 **N**  
6 7550 **N**



1 7551 **N**  
6 7551 **N**



1 7552 **N**  
6 7552 **N**



1 7553 **N**  
6 7553 **N**



1 7554 **N**  
6 7554 **N**



1 7555 **N**  
6 7555 **N**




1 7556 **N**  
6 7556 **N**



1 7557 **N**  
6 7557 **N**



1 7558 **N**  
6 7558 **N**



1 7559 **N**  
6 7559 **N**



1 7594 **K**



1 7595 **K**



1 7596 **K**



1 7597 **K**



1 7592 **K Q**

## Sign Posts and Fixings

Back to back clip



5 8725 Pair of 76mm  
5 8689 Pair of 50mm

Anti-rotational clip



5 8682 76mm diameter  
5 8640 50mm diameter

Base plate



5 8686 76mm diameter  
5 8699 50mm diameter

Caps



5 8685 76mm diameter  
5 8750 50mm diameter


Grey PVC coated steel poles



5 8684 3.5m x 76mm  
5 8769 3.0m x 50mm  
5 8800 1.5m x 50mm  
5 8688 1.75m x 76mm


## Speed Ramp Pairs

Ideal for slowing both light and heavy traffic. For use in car parks, access roads and works entrances. All units are fitted with reflectors to make them conspicuous in the dark. Each section interlocks for ease of installation and includes a 40x20mm channel recess for cable/hose location.



Speed (Mph)	Ramp Height (mm)	Ramp Width (mm)	Colour	Code
4	75	400	Black/Yellow	5 7971
10	50	400	Black/Yellow	5 7972

## Speed Ramp Rounded Ends



Speed (Mph)	Ramp Height (mm)	Ramp Width (mm)	Colour	Code
4	75	400	Black	5 7974
10	50	400	Black	5 7975



## Speed Ramp Fixings

Fixing Bolt	Type	Code
Pair	Concrete	5 7977
Pair	Asphalt	5 7978



1 7599 K Q  
6 7599 K Q

## Defender Drop Down Parking Post

Parking posts are ideal for reserving parking bays and restricting access to driveways and car parks.

The Defender is a strong steel construction which is hot dipped galvanized to protect against corrosion. Posts available with the option of a high quality epoxy paint finish.

Galvanised	5 7990
Red & White	5 7991
Black & Yellow	5 7992

Dimensions – Overall Height 1000mm, 60mm diameter and ground clearance of 115mm when lowered.



## HOW TO ORDER

### 1 Choose Your Sign

Your sign

1 1234 GL

Material Sign Size

### 2 Choose Material Codes

- 1 Rigid Plastic
- 2 Self Adhesive Vinyl
- 3 Photoluminescent Rigid Plastic
- 4 Photoluminescent Self Adhesive
- \* 5 Miscellaneous Products
- 6 Aluminium
- 7 Polycarbonate

\* No size code is required when ordering miscellaneous products


### 3 Choose Size Codes

A 75 x 100 mm	J 400 x 200 mm	S 75 x 200 mm
B 80 x 80 mm	K 300 x 400 mm	T 210 x 210 mm
C 150 x 150 mm	L 450 x 150 mm	U 100 x 100 mm
D 150 x 100 mm	M 600 x 200 mm	V 300 x 150 mm
E 150 x 200 mm	N 400 x 400 mm	W 600 x 900 mm
F 200 x 200 mm	P 600 x 400 mm	X 200 x 100 mm
G 300 x 100 mm	Q 600 x 450 mm	Y 450 x 250 mm
H 250 x 300 mm	R 178 x 203 mm	

# FOLD-UP REFLECTIVE SIGNS & CONE SIGNS

- One piece units which are very easy to erect, very compact and easy to store and transport
- Tripods are manufactured from rust proof aluminium and all sign faces are reflective
- Special panels can be manufactured on request

## 600mm & 750mm Triangle Signs with Interchangeable Text

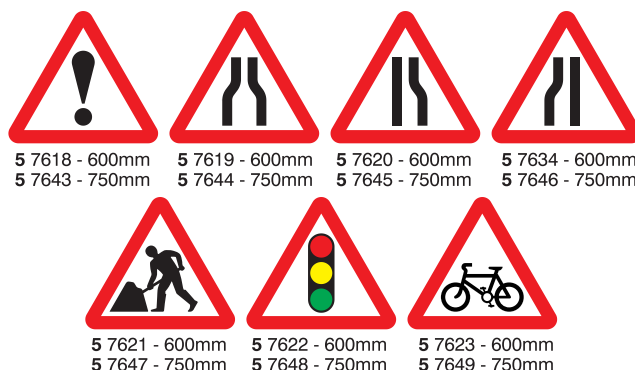


### Standard text variants with rust proof press studs

<b>End</b>	<b>Grass cutting</b>
5 7606	5 7607
<b>Overhead Works</b>	<b>Surveying</b>
5 7608	5 7609
<b>Tree cutting</b>	<b>Hedge cutting</b>
5 7610	5 7611
<b>Single file traffic</b>	<b>Child cycle training</b>
5 7612	5 7613
<b>Road sweeping</b>	<b>Line painting</b>
5 7614	5 7615
<b>Gully emptying</b>	<b>Accident</b>
5 7616	5 7617

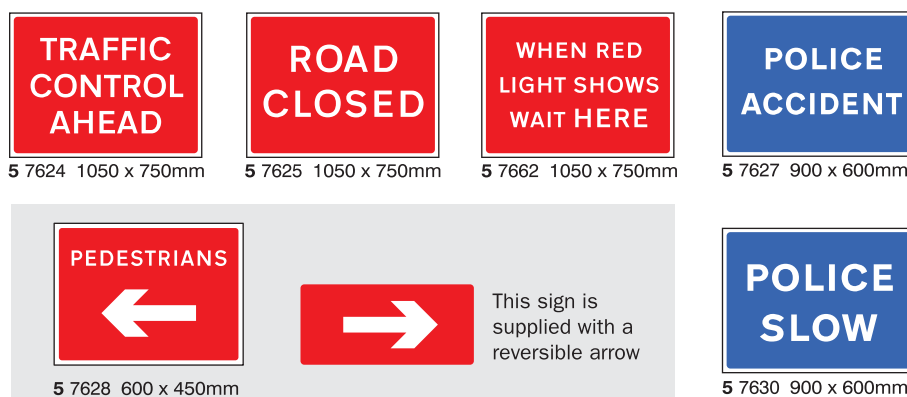
All interchangeable text signs are sold separately.

## 600mm & 750mm Triangle Signs



## Rectangular Signs

### Rectangular Signs



## 600mm Circular Signs



5 7631



5 7661



# INVICTA FOLD-UP REFLECTIVE SIGNS

Road

## Sign Tripod



5 7699

- Flexible sign panel is manufactured using high visibility, prismatic material and colour fast inks
- Conforms to Chapter 8 and TSRGD Regulations
- **All interchangeable signs are sold separately from sign tripod**



## 600 x 450mm



5 7698 - 600x450mm  
Non-reflective



5 7700 - 600x450mm  
Non-reflective

## Triangular Signs 600mm & 750mm



5 7671 - 600mm  
5 7675 - 750mm



5 7672 - 600mm  
5 7676 - 750mm



5 7673 - 600mm  
5 7677 - 750mm



5 7670 - 600mm  
5 7674 - 750mm  
Supplied with pop-on panel to adjust road narrowing sides

## 1050 x 750mm



5 7696 - 1050x750mm



5 7697 - 1050x750mm

## Cone Signs

- Reflective sign
- Manufactured from durable polypropylene sheeting
- For use on 750mm Road cone (\*5 7664)
- Supplied flat to reduce storage space requirement
- Lightweight for easy storage and transportation

\*Cone not supplied (please order separately)



5 8082 600x450mm



5 8081 600x450mm



5 8080 600x450mm



5 8086 600x450mm




5 8085 600x450mm



5 8084 600x450mm



5 8083 600x450mm




5 7656 - 750mm




5 7653 - 750mm



5 7654 - 750mm



5 7655 - 750mm



5 7657 - 750mm



5 7659 600x450mm



5 7652 600x450mm



5 7651 600x450mm



5 7658 600x450mm



# REFLECTIVE TEMPORARY ROAD TRAFFIC

How well signs are seen dictates how drivers react. That's why the brightness and clarity of signing is so important. By using only the best materials and manufacturing processes we are able to produce signs in accordance with Chapter 8 and TSRGD guidelines, fully conforming to the latest BS EN 12899-1:2007 standards (replacing the old BS 873 standards).

Reflective Material Type	NEW Standard BS EN 12899	Obsolete BS873
High Intensity Prismatic: retains a high reflectivity level over 12 years.	Class R2	Class 1
Engineer Grade: lower reflectivity, lower cost, 7 year lifespan.	Class RA1	Class 2



As an approved 3M manufacturer we offer the best possible road signage solution. Our Class R2 signs promise a 20% longer lifetime than many alternatives and come complete with a 12 year 3M Performance Guarantee, whilst our Class RA1 range of signs offer a 7 year guarantee. These guarantees are achievable due to our strict manufacturing and quality processes.

## Benefits of our 3M range of signs include:

- Improved legibility due to better colour contrast
- Better visibility in all weather conditions
- R2 signs also meet the minimum recommended luminance indices in BS 8408:2005
- Enhanced brightness by day and night
- Greater return on investment due to its extended durability

The size of sign you require will be determined by the type of road you will be displaying it on.

- Specify the reflective classification required (RA1 or R2).
- Specify the graphic design required, or supply your own artwork.
- Specify the size required, use the table below for guidance.

Type of Road	Permanent Speed Limit	Minimum size of warning or regulatory sign (mm)
All-purpose single carriageway urban road	30mph or less	600
All-purpose single carriageway road	40mph or less	750
All-purpose single carriageway road	50mph or more	900
All-purpose dual carriageway road without hard shoulders	40mph or less	750
All-purpose dual carriageway road with hard shoulders	50mph or 60mph	1200
All motorways	National Speed Limit	1500

## Road Sign Frames

Code	Style	Size (mm)
5 8757	Triangle	600
5 8756	Triangle	750
5 8761	Triangle with Supp Plate	750
5 8758	Square	750
5 8512	Rectangle	600x450
5 8759	Rectangle	1050x750
5 8550	Rectangle (double sided)	600x450
5 8551	Square	400x400



### Road Frame Clip



## Traffic Cones

Available in a choice of 3 sizes, can be stacked to save space, manufactured from recycled materials. Supplied complete with reflective sleeve, conforms to BS EN 13422:2004.

Code	Size
5 7663	500mm
5 7664	750mm
5 7665	1000mm



## New Build Directional Signs

- 800x230mm
- Reflective aluminium sign
- Complete with channelling to assist attachment
- Please select sign part number with appropriate directional arrow and state text you wish to display e.g. 5 1003 Blenheim Road Estate



5 1001



5 1002



5 1003





Manufactured using engineering grade reflective sheeting applied on to 20/22 gauge Zintec plate

Fig. 7018  5 7901 1050x750mm 5 7950 600x450mm	Fig. 7018  5 7902 1050x750mm 5 7951 600x450mm	Fig. 7018  5 7903 1050x750mm 5 7952 600x450mm	Fig. 2702  5 7904 1050x750mm 5 7953 600x450mm	Fig. 2702  5 7905 1050x750mm 5 7954 600x450mm	Fig. 2702  5 7906 1050x750mm 5 7955 600x450mm
Fig. 7010  5 7907 1050x750mm 5 7956 600x450mm	Fig. 7010  5 7908 1050x750mm 5 7957 600x450mm	Fig. 7010  5 7909 1050x750mm 5 7958 600x450mm	Fig. 7010  5 7910 1050x750mm 5 7959 600x450mm	Fig. 7010  5 7911 1050x750mm 5 7960 600x450mm	Fig. 7010  5 7912 1050x750mm 5 7961 600x450mm
Fig. 7011  5 7913 1050x750mm 5 7962 600x450mm	Fig. 7301  5 7914 1050x750mm 5 7963 600x450mm	Fig. 7010  5 7915 1050x750mm 5 7964 600x450mm	Fig. 7302  5 7916 1050x750mm 5 7965 600x450mm	Fig. 511  5 7917 1050x750mm 5 7966 600x450mm	Fig. 511  5 7918 1050x750mm 5 7967 600x450mm

Supplementary plates for use with frame 5 8761 on page 101.

Fig. 7000.1  5 7927 Size: 850x355 mm	Fig. 7000.1  5 7928 Size: 850x355 mm	Fig. 7000.1  5 7929 Size: 850x355 mm	Fig. 7000.1  5 7930 Size: 850x355 mm	Fig. 7000.1  5 7931 Size: 850x355 mm
Fig. 7000.1  5 7932 Size: 850x355 mm	Fig. 7000.1  5 7933 Size: 850x355 mm	Fig. 7000.1  5 7934 Size: 850x355 mm	Fig. 7000.1  5 7935 Size: 850x355 mm	Fig. 7000.1  5 7936 Size: 850x355 mm

**Also available:**

5 7937	Ditching
5 7938	Sign erection
5 7939	On slip road
5 7940	Gully emptying
5 7941	Gritting
5 7942	Snow ploughing
5 7943	Blasting
5 7944	On hard shoulder

Fig. 7009  5 7919 750 mm 5 8070 600 mm	Fig. 562  5 7920 750 mm 5 8071 600 mm	Fig. 554.1  5 7921 750 mm 5 8072 600 mm	Fig. 554  5 7922 750 mm 5 8073 600 mm
---	--	--	--

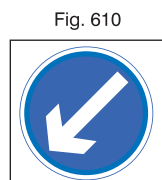


Fig. 610  
5 7946  
Size: 750x750 mm



Fig. 7010  
5 7947 = 1050x750mm  
5 7968 = 600x450mm



Fig. 557  
5 7923 750 mm  
5 8074 600 mm



Fig. 7001  
5 7924 750 mm  
5 8075 600 mm



Fig. 556  
5 7925 750 mm  
5 8076 600 mm



Fig. 543  
5 7926 750 mm  
5 8077 600 mm

# CLASS REFLECTIVE RA1 & R2 TRAFFIC SIGNS

All our road traffic signs are manufactured in accordance with Chapter 8 and TSRGD guidelines. We use 3M reflective materials to guarantee our signs fully conform to the latest BS EN 12899-1:2007 standards.



Road

Reflective Material Type	NEW Standard BS EN 12899	Obsolete BS873
High Intensity Prismatic: retains a high reflectivity level over 12 years.	Class R2	Class 1
Engineer Grade: lower reflectivity, lower cost, 7 year lifespan.	Class RA1	Class 2

Fig. 610	Fig. 610	Fig. 606	Fig. 606	Fig. 611	Fig. 609	Fig. 609
Class R2 5 7701	5 7702	5 7703	5 7704	5 7705	5 7706	5 7707
Class RA1 5 7801	5 7802	5 7803	5 7804	5 7805	5 7806	5 7807
Size: 600 mm dia. ø	Size: 600 mm dia. ø	Size: 600 mm dia. ø	Size: 600 mm dia. ø	Size: 600 mm dia. ø	Size: 600 mm dia. ø	Size: 600 mm dia. ø

Fig. 670	Fig. 670	Fig. 670	Fig. 670	Fig. 670	Fig. 670	Fig. 670
Class R2 5 7708	5 7709	5 7710	5 7711	5 7712	5 7713	5 7714
Class RA1 5 7808	5 7809	5 7810	5 7811	5 7812	5 7813	5 7814
Size: 600 mm dia. ø	Size: 600 mm dia. ø	Size: 600 mm dia. ø	Size: 600 mm dia. ø	Size: 600 mm dia. ø	Size: 600 mm dia. ø	Size: 600 mm dia. ø

Fig. 616	Fig. 613	Fig. 612	Fig. 671	Fig. 615	Fig. 642	Fig. 611.1
Class R2 5 7715	5 7716	5 7717	5 7718	5 7719	5 7720	5 7721
Class RA1 5 7815	5 7816	5 7817	5 7818	5 7819	5 7820	5 7821
Size: 600 mm dia. ø	Size: 600 mm dia. ø	Size: 600 mm dia. ø	Size: 600 mm dia. ø	Size: 600 mm dia. ø	Size: 600 mm dia. ø	Size: 600 mm dia. ø

Fig. 617	Fig. 625.1	Fig. 601.1	Fig. 632	Fig. 619	Fig. 629.1	Fig. 622.1A
Class R2 5 7722	5 7723	5 7724	5 7725	5 7726	5 7727	5 7728
Class RA1 5 7822	5 7823	5 7824	5 7825	5 7826	5 7827	5 7828
Size: 600 mm dia. ø	Size: 600 mm dia. ø	Size: 750 mm octagon	Size: 600 mm dia. ø	Size: 600 mm dia. ø	Size: 600 mm dia. ø	Size: 600 mm dia. ø

Fig. 614	Fig. 602	Fig. 811	Fig. 652	Fig. 880	Fig. 879	Fig. 584
Class R2 5 7730	5 7729	5 7738	5 7731	5 7739	5 7740	5 7741
Class RA1 5 7830	5 7829	5 7838	5 7831	5 7839	5 7840	5 7841
Size: 600 mm dia. ø	Size: 600 mm Δ	Size: 700x800mm	Size: 300x450 mm	Size: 420x720mm	Size: 520x450mm	Size: 600 mm Δ

Fig. 955	Fig. 956	Fig. 957	Fig. 661	Fig. 661	Fig. 660	Fig. 639
Class R2 5 7742	5 7743	5 7744	5 7732	5 7733	5 7734	Class R2 5 7735
Class RA1 5 7842	5 7843	5 7844	5 7832	5 7833	5 7834	Class RA1 5 7835
Size: 600 mm dia. ø	Size: 600 mm dia. ø	Size: 600 mm dia. ø	Size: 320x250 mm	Size: 320x250 mm	Size: 320x160 mm	Size: 250x180 mm
Class R2 5 7745	5 7746	5 7747				Fig. 639
Class RA1 5 7845	5 7846	5 7847				
Size: 450 mm dia. ø	Size: 450 mm dia. ø	Size: 450 mm dia. ø				Class R2 5 7736
						Class RA1 5 7836
						Size: 250x180 mm
						Fig. 637
						Class R2 5 7737
						Class RA1 5 7837
						Size: 264x128 mm

The following guidelines can be used to help identify the size of traffic sign you may require, if you cannot find the size or design that you need please call us for a competitive quotation.

Type of Road	Permanent Speed Limit	Minimum size of warning or regulatory sign (mm)
All-purpose single carriageway urban road	30mph or less	600
All-purpose single carriageway road	40mph or less	750
All-purpose single carriageway road	50mph or more	900
All-purpose dual carriageway road without hard shoulders	40mph or less	750
All-purpose dual carriageway road with hard shoulders	50mph or 60mph	1200
All motorways	National Speed Limit	1500









Fig. 556	Fig. 528	Fig. 557.1	Fig. 529	Fig. 555	Fig. 530	Fig. 523.1	Fig. 523.1
							
Class R2 5 7750	5 7751	5 7752	5 7753	5 7754	5 7755	5 7756	5 7757
Class RA1 5 7850	5 7851	5 7852	5 7853	5 7854	5 7855	5 7856	5 7857
Size: 600 mm Δ	Size: 600 mm Δ	Size: 600 mm Δ	Size: 600 mm Δ	Size: 600 mm Δ	Size: 600 mm Δ *Specify height required	Size: 600 mm Δ	Size: 600 mm Δ









Fig. 521	Fig. 522	Fig. 512	Fig. 512	Fig. 520	Fig. 516	Fig. 517	Fig. 517
							
Class R2 5 7758	5 7759	5 7760	5 7761	5 7762	5 7763	5 7764	5 7765
Class RA1 5 7858	5 7859	5 7860	5 7861	5 7862	5 7863	5 7864	5 7865
Size: 600 mm Δ	Size: 600 mm Δ	Size: 600 mm Δ	Size: 600 mm Δ	Size: 600 mm Δ	Size: 600 mm Δ	Size: 600 mm Δ	Size: 600 mm Δ









Fig. 510	Fig. 513	Fig. 513	Fig. 562	Fig. 559	Fig. 559	Fig. 543	Fig. 504.1
							
Class R2 5 7766	5 7767	5 7768	5 7769	5 7770	5 7771	5 7772	5 7773
Class RA1 5 7866	5 7867	5 7868	5 7869	5 7870	5 7871	5 7872	5 7873
Size: 600 mm Δ	Size: 600 mm Δ	Size: 600 mm Δ	Size: 600 mm Δ	Size: 600 mm Δ	Size: 600 mm Δ	Size: 600 mm Δ	Size: 600 mm Δ









Fig. 505.1	Fig. 505.1	Fig. 507.1	Fig. 507.1	Fig. 506.1	Fig. 506.1	Fig. 557	Fig. 950
							
Class R2 5 7774	5 7775	5 7776	5 7777	5 7778	5 7779	5 7780	5 7781
Class RA1 5 7874	5 7875	5 7876	5 7877	5 7878	5 7879	5 7880	5 7881
Size: 600 mm Δ	Size: 600 mm Δ	Size: 600 mm Δ	Size: 600 mm Δ	Size: 600 mm Δ	Size: 600 mm Δ	Size: 600 mm Δ	Size: 600 mm Δ
















Fig. 552	Fig. 558	Fig. 581	Fig. 553.1	Fig. 548	Fig. 549	Fig. 551	Fig. 550
							
Class R2 5 7782	5 7783	5 7784	5 7785	5 7786	5 7787	5 7788	5 7789
Class RA1 5 7882	5 7883	5 7884	5 7885	5 7886	5 7887	5 7888	5 7889
Size: 600 mm Δ	Size: 600 mm Δ	Size: 600 mm Δ	Size: 600 mm Δ	Size: 600 mm Δ	Size: 600 mm Δ	Size: 600 mm Δ	Size: 600 mm Δ

Fig. 550.1	Fig. 544.2	Fig. 544.1	Fig. 544	Fig. 545	Fig. 515	
						
Class R2 5 7790	5 7791	5 7792	5 7793	5 7794	5 7795	5 8530
Class RA1 5 7890	5 7891	5 7892	5 7893	5 7894	5 7895	5 8531
Size: 600 mm Δ	Size: 600 mm Δ	Size: 600 mm Δ	Size: 600 mm Δ	Size: 600 mm Δ	Size: 1200x400 mm	size: 300x300mm (front) size: 400x400mm (back) material: reflective aluminium



## Health & Safety Law Poster

The HSE released a new design of the statutory Health & Safety Law Poster in April 2009. The old version currently remains valid but must be replaced by April 2014.


- The new version includes a unique, serial numbered hologram to ensure its authenticity.
- It is easier to read and understand, providing benefits from increased awareness to both workers and employers.
- Unlike the previous poster, there is no need to provide the name and address of the enforcing authority for the premises.
- The new poster reduces the administrative costs for employers, who no longer need to include and update additional information.

### Pocket Guide

Pack of 25 pocket guides, ideal for individual distribution.



5 8133 105 x 82mm



Old version



5 8112 420 x 595mm

## Rigid Plastic Posters 400 x 600mm

## Offshore H & S Law Poster

### Personal protective equipment at work regulations 1992

In situations where risks cannot be controlled by other means such as safe systems of work or engineering controls, employers are required to protect their employees from risks to health and safety by providing suitable personal protective equipment (PPE)

#### What you need to know

**Employers must**

- Provide suitable protective equipment free of charge.
- Maintain PPE in working order and good condition.
- Provide relevant training in the use of PPE.
- Consult with employees on the suitability of the PPE to be provided.

**Personal protective equipment provided must be relevant to the work being undertaken.**

- Protect effectively against the particular risks involved.
- Comply with relevant standards.
- Fit the user properly and comfortably and adjust where necessary.
- Should not hinder the performance of the task or add to the risks involved.

**Employees must**

- Use the PPE provided
- Report any loss defects or damage to PPE.
- Take care to correctly store PPE when not in use.

5 8113

### Manual handling operations regulations 1992

Under these regulations, made under the health & safety at work act 1974, from 1st January 1993 additional duties are placed on employers to avoid hazardous manual handling operations so far as is reasonably practicable. Assess unavoidable manual handling operations. Take steps to reduce the risk of injury from such operations so far as is reasonably practicable.

#### Good manual handling what you need to know

**Manual Lifting and Handling.**

It does not require a great deal of weight to cause back injuries through lifting and handling. There are eight points to good manual handling. These are:

- 1. Check load**  
Ensure you know what you are trying to lift and where it is to be carried to. What does it weigh? Is it an awkward shape? Will it be a box or bag?
- 2. Personal limitations**  
Know the limit of your own ability due to age, strength, fitness or grief. If in doubt, get help.
- 3. Proper Grip**  
Make sure you have a good hand hold. Grip with the palms of the hands and the roots of the fingers. Never lift with the finger tips!
- 4. Stance**  
Face the direction of travel if lifting alone. Stand over the object. Feet shoulder width apart and one slightly in front of the other. Make sure your knees are bent.
- 5. Arms Close to Body**  
Keep the arms close to the body. This ensures that the legs and body take the weight instead of the hands and arms.
- 6. Chin In**  
Slightly tuck the head slightly and tuck the chin in. This helps to keep the back straight.
- 7. Body Weight**  
Be aware of your body weight and how to use it to best advantage. Use your body as a counterweight to save muscular effort.
- 8. Co-ordinated effort**  
Where two or more people are involved in the lift make sure the handling is co-ordinated correctly.

5 8114



5 8111 420 x 595mm

### Health & Safety (Display Screen Equipment) Regulations 1992

These regulations require employers to perform suitable and sufficient assessment of work stations used by users or operators, to identify risks to health and safety and to reduce the risk to health and safety to the lowest extent so far as is reasonably practicable.

#### Workstation Requirements What You need to know

Display Screen	Keyboard	Work surface	Work chair	Space requirements	Lighting	Reflectors & glare	Noise	Humidity	Computer user interface
The characters on the screen shall be well defined and clearly formed, of adequate size and spacing between the characters and lines.	The keyboard shall be suitable and separate from the screen, have a matt surface and the keys shall be adequately contrasted and legible from the working position.	The work surface shall be sufficiently large with low reflectance surface and allow flexible arrangement of equipment and documents.	The work chair shall be stable, and allow the user ease of movement and comfortable working position. The seat shall be adjustable in height and depth. A footrest shall be provided to user requesting one.	The workstation shall be of sufficient dimensions as to provide enough space to change position and vary movements.	Room lighting and task lighting provided shall ensure satisfactory lighting conditions and an appropriate contrast between screen and background environment. Possible distracting glare and reflections shall be prevented.	Workstations shall be designed so that light sources and brightly coloured features do not cause direct glare or distracting reflections on the screen.	Noise emitted by the workstation equipment should not impede the concentration or normal speech level of the operator.	Workstation equipment shall not produce excess heat, to the discomfort of the operator and an adequate level of humidity shall be maintained.	The software to be used should be suitable for the task and adaptable or adaptable to the ability levels of the operator. No monitoring without operators knowledge and operators to be involved in task design whenever possible.

5 8115

### Controlling damage from noise at work

Incurable damage to hearing can be caused by exposure to high noise levels. The control of noise at work regulations 2005 place duties on employers and employees to reduce the risk of damage to hearing at work. Ensure you are familiar with the categories of risk and the actions to be taken

#### What you need to know

Employers Must	Below 80dB	First Action Level 80dB	Second Action Level 85dB
Reduce the risk of hearing damage to the lowest levels reasonably practicable.	★	★	★
Ensure noise assessments are carried out by a competent person.		★	★
Ensure a record of assessments are kept until re-assessment.		★	★
Use means other than ear defenders to reduce exposure to noise.			★
Provide necessary training, instruction and information on risks to hearing and how to minimise them and how to obtain ear protectors when required.		★	★
So far as reasonably practicable place notices and warning signs in ear protection areas.			★
Provide hearing checks where noise assessments indicate a risk of hearing damage.			★
Ensure ear protection is:			
a) Provided to employees who ask for them		★	★
b) Provided to all those who are exposed		★	★
c) Are used by those exposed		★	★
d) Are kept and maintained to a satisfactory standard.		★	★
Ensure ear protection is used by all those who enter ear protection areas.			★
<b>Employees Must</b>			
Use the ear protection provided.			
Use all other protective equipment provided.		★	★
Report any faults or defects found with the ear protectors or equipment.		★	★

5 8116

### THE ELECTRICITY AT WORK REGULATIONS 1989

(Enacts into the Electricity at Work Regulations 1989, S.I. 1989 No.625, applicable to all work activities and premises except certain mines and quarries, certain offshore installations and certain ships)

**PURPOSE**

To provide for the safety of persons at work from the risk of injury or damage to property caused by the use of electricity.

**SCOPE**

These Regulations apply to all work activities and premises except certain mines and quarries, certain offshore installations and certain ships.

**DEFINITIONS**

**Electrical equipment** means any electrical apparatus, including any part of a system, which is used for the generation, transmission, distribution or use of electricity.

**Electrical system** means any system of electrical apparatus, including any part of a system, which is used for the generation, transmission, distribution or use of electricity.

**Electrical installation** means any part of an electrical system, including any part of a system, which is used for the generation, transmission, distribution or use of electricity.

**Electrical work** means any work which involves the generation, transmission, distribution or use of electricity.

**Electrical safety** means the safety of persons at work from the risk of injury or damage to property caused by the use of electricity.

**Electrical safety measures** means any measures taken to ensure the safety of persons at work from the risk of injury or damage to property caused by the use of electricity.

**Electrical safety standards** means any standards which apply to the safety of persons at work from the risk of injury or damage to property caused by the use of electricity.

**Electrical safety training** means any training which is provided to ensure the safety of persons at work from the risk of injury or damage to property caused by the use of electricity.

**Electrical safety supervision** means any supervision which is provided to ensure the safety of persons at work from the risk of injury or damage to property caused by the use of electricity.

**Electrical safety inspection** means any inspection which is provided to ensure the safety of persons at work from the risk of injury or damage to property caused by the use of electricity.

**Electrical safety testing** means any testing which is provided to ensure the safety of persons at work from the risk of injury or damage to property caused by the use of electricity.

**Electrical safety maintenance** means any maintenance which is provided to ensure the safety of persons at work from the risk of injury or damage to property caused by the use of electricity.

**Electrical safety repair** means any repair which is provided to ensure the safety of persons at work from the risk of injury or damage to property caused by the use of electricity.

**Electrical safety replacement** means any replacement which is provided to ensure the safety of persons at work from the risk of injury or damage to property caused by the use of electricity.

**Electrical safety removal** means any removal which is provided to ensure the safety of persons at work from the risk of injury or damage to property caused by the use of electricity.

**Electrical safety disposal** means any disposal which is provided to ensure the safety of persons at work from the risk of injury or damage to property caused by the use of electricity.

**Electrical safety storage** means any storage which is provided to ensure the safety of persons at work from the risk of injury or damage to property caused by the use of electricity.

**Electrical safety transport** means any transport which is provided to ensure the safety of persons at work from the risk of injury or damage to property caused by the use of electricity.

**Electrical safety use** means any use which is provided to ensure the safety of persons at work from the risk of injury or damage to property caused by the use of electricity.

**Electrical safety disposal** means any disposal which is provided to ensure the safety of persons at work from the risk of injury or damage to property caused by the use of electricity.

**Electrical safety storage** means any storage which is provided to ensure the safety of persons at work from the risk of injury or damage to property caused by the use of electricity.

**Electrical safety transport** means any transport which is provided to ensure the safety of persons at work from the risk of injury or damage to property caused by the use of electricity.

**Electrical safety use** means any use which is provided to ensure the safety of persons at work from the risk of injury or damage to property caused by the use of electricity.

5 8119

# Posters

## Hand Signalling



5 8129

5 8130

## 5 8132

## 5 8126

## 5 8134

## 5.8123

## 5 8124

## 5.8125





# SAFETY POSTERS

- Full colour paper Safety Posters. For use with snap in poster.
  - Safety Posters offer a cost effective method of increasing safety awareness.
- Size 510x760mm




5 9800



5 9801




5 9802



5 9803



5 8993



5 9805



5 9807



5 9804



5 9809



5 9810




5 9812




5 9811



5 8994



5 8952



5 8950



5 8995



## Poster Frame



5 9859



5 8941




5 9815 510x760mm



5 8942



5 8943



5 9858



5 8945



5 8946



5 8947




5 8948



5 8949



5 9813



5 8996



5 9857



5 8998

## Snap Frames

From Aluminium, these are the perfect solution for displaying posters and temporary signs.

Manufactured from Aluminium, these are the perfect solution for displaying posters and temporary signs. They can also be customised to any colour of your choice for a small additional cost.



### 25mm Rounded Corner

Code	Size
5 DIS01	A4
5 DIS02	A3
5 DIS03	A2
5 DIS04	A1
5 DIS05	A0

### 25mm Mitred Corner

Code	Size
5 DIS06	A5
5 DIS07	A4
5 DIS08	A3
5 DIS09	A2
5 DIS10	A1
5 DIS11	A0

## Discounts

### Freestanding Display Board

### Poster Case

Our freestanding display systems are simple to use and can be a really effective tool for displaying information where wall mounting is not an option. They are available for large orders on this product.



### Compact

This lightweight and compact display case provides a great solution for displaying information inside and outside retail shops or school receptions. They are easily changeable with key locks and have internal door stays to keep the door open. They are available with four different backings: a solid plastic back for mounting posters with the use of small plastic catches, a pinable cork, a magnetic whiteboard and a Duo magnetic and pinable backing allowing magnets and pins to be used. The front cover is a shatterproof clear acrylic sheet and the frame is satin silver anodised Aluminium.

Code	Size
5 DIS22	A3 367mm x 490mm - Frame 30mm
5 DIS23	A2 490mm x 664mm - Frame 30mm
5 DIS24	A1 664mm x 911mm - Frame 30mm

### Classical menuboard with rounded corners & single leg

Code	Size
5 DIS20	297mm x 210mm (A4 Landscape)
5 DIS21	210mm x 297mm (A4 Portrait)



### Streetsmart Display

Suitable for forecourts and high pedestrian areas. Supplied with durable base with wheels to make moving easy.

Code	Size
5 DIS25	A1 664mm x 911mm
5 DIS26	A0 911mm x 1259mm

## Spandex Insertz

Insertz is the attractive new way to display signs and graphics that require frequent or occasional updating. Equipped with nothing more than an ordinary office printer, you can create equally impressive Insertz signs direct from your desktop and update them just as easily.

The anti-glare polycarbon pane protects against unwelcome tampering and enhances the appearance of your graphics too. Available off the shelf in a range of industry standard paper sizes.



### Code

5 DIS30  
5 DIS31  
5 DIS32  
5 DIS33  
5 DIS34

### Size

210mm x 90mm  
210mm x 148mm (A5 Landscape)  
148mm x 210mm (A5 Portrait)  
297mm x 210mm (A4 Portrait)  
420mm x 297mm (A3 Portrait)

## Full View

FullView is a revolutionary, low-profile graphics display system. Environmentally friendly, tamper-resistant, economical, and attractive. Inserts are protected by an anti-glare removeable acrylic lens.

### Code

5 DIS40  
5 DIS41  
5 DIS42  
5 DIS43  
5 DIS44  
5 DIS45  
5 DIS46  
5 DIS47

### Size

210mm x 90mm  
210mm x 148mm (A5 Landscape)  
148mm x 210mm (A5 Portrait)  
297mm x 210mm (A4 Landscape)  
210mm x 297mm (A4 Portrait)  
420mm x 297mm (A3 Landscape)  
297mm x 420mm (A3 Portrait)  
420mm x 594mm (A2 Portrait)



## Arcadia

Arcadia is a patent protected, extruded aluminium sign system that is formed into a gentle arc and designed to hold a variety of inserts.

- Appealing to the design community for its limitless design options,
- Appealing to the end user for its easy maintenance and updates.
- In a variety of sizes and as well as a freestanding stanchion - an ideal solution for any interior environment.



### Code

5 DIS50  
5 DIS51  
5 DIS52  
5 DIS53  
5 DIS54  
5 DIS55

### Size

210mm x 148mm (A5 Landscape)  
148mm x 210mm (A5 Portrait)  
210mm x 297mm (A4 Portrait)  
420mm x 297mm (A3 Landscape)  
297mm x 420mm (A3 Portrait)  
420mm x 594mm (A2 Portrait)



### Noticeboards



#### Eco Wood Frame Showcase

The superb appearance of the quality craftsman built Eco-Friendly hardwood framed cabinet gives a completely functional noticeboard. The polished Eco-Friendly hardwood frame and doors are available in three finishes: Light Oak stained Obeche hardwood, Mahogany stained Obeche hardwood and Beech stained Obeche hardwood. The door glazing panels are 3mm shatterproof acrylic. All units are supplied with a wall fixing kit. The one door units can be landscape or portrait. Two door units are landscape.

Light Oak Mahogany Beech



Accepts Pins



Lockable

#### Code

5 DIS60

5 DIS61

5 DIS62

5 DIS63

5 DIS64

#### Size (External Dimensions)

900mm x 600mm

1200mm x 900mm

1200mm x 1200mm

1500mm x 1200mm

1800mm x 1200mm



#### Classic Tamperproof Noticeboard

This attractive Aluminium framed covered noticeboard has a shatterproof acrylic cover for maximum protection for your notices and information. There are two locks for added security and the locking method is a key lock within the acrylic door. The tamperproof unit has tough nylon rounded corners which conceal the fixing screws.

- All boards are supplied with a wall fixing kit.

#### Code

5 DIS65

5 DIS66

5 DIS67

5 DIS68

5 DIS69

5 DIS70

#### Size (External Dimensions)

900mm x 600mm

900mm x 1200mm

1200mm x 1200mm

1500mm x 1200mm

1800mm x 1200mm

2400mm x 1200mm



Accepts Pins



Lockable



#### Modelux Wall Mounted Noticeboard

The Modelux External Showcase is a one door top hinged exterior showcase unit. The External Showcase backing is a magnetic whiteboard surface which can be used with dry wipe pens and magnetic markers. The internal visible area is designed to display A4 documents in either a landscape or portrait orientation. Cork and woven pinable fabric backings can be substituted instead of the magnetic whiteboard – please contact the sales team for more information.



Weatherproof



Lockable



Drywipe



Magnetic

#### Code

5 DIS71

5 DIS72

5 DIS73

5 DIS74

5 DIS75

5 DIS76

5 DIS77

#### Size (External Dimensions)

4 Landscape 575 x 715mm

4 Portrait 750 x 540mm

8 Portrait 750 x 970mm

9 Portrait 1050 x 755mm

12 Portrait 1050 x 1015mm

15 Portrait 1050 x 1185mm

18 Portrait 1050 x 1400mm



#### Modelux Post Mounted Noticeboard

A pole mounted external Modelux showcase for external areas. The unit can be a single showcase or double back to back Modelux showcases. The showcase has a steel sheet backing for security. The unit is supplied with two 3000mm Aluminium poles which can be cut to suit the depth of the ground (we recommend a minimum depth of 600mm for the poles to be professionally submersed in concrete).



Accepts Pins



Weatherproof



Lockable



Drywipe



Magnetic

#### Code

5 DIS78

5 DIS79

5 DIS80

5 DIS81

5 DIS82

#### Size (External Dimensions)

8 Portrait 750 x 970mm

9 Portrait 1050 x 755mm

12 Portrait 1050 x 1015mm

15 Portrait 1050 x 1185mm

18 Portrait 1050 x 1400mm





## Classic Felt Noticeboard

These deluxe Aluminium framed noticeboards have a heavy duty frame and tough nylon corners which conceal the fixing screws. Their fabric style is a smooth felt fire rated to BS 5867 Part 2 1980.

- All boards are supplied with a wall fixing kit.



Code	Size (External Dimensions)
5 DIS 90	900mm x 600mm
5 DIS 91	1200mm x 900mm
5 DIS 92	1200mm x 1200mm
5 DIS 93	1500mm x 1200mm
5 DIS 94	1800mm x 1200mm
5 DIS 95	2400mm x 1200mm

## Prestige Barriers

## Prestige barrier ropes in Brass or Chrome

- Heavily weighted stanchions with rubber floor buffers.
- Special rope-lengths made to order with wall-fittings



### Ropes

- Standard length 54 inches (1.4m approx.)
- Gives 4 feet between stanchions with end hooks in chrome or brass.
- Available in:  
wine-red / bright-red / black / dark-blue  
royal-blue / green/ gold / white / natural

5 BAR01



### Chromed Barrier Stanchions

- Chromed pole with chromed ball
- Chromed base cover
- Heavy concealed baseweight
- Total height 40 inches (1020mm)

5 BAR02

### Brass Barrier Stanchions

- Laquered Polished-Brass Finish Pole
- Polished Brass with ball top
- Spun polished finish base cover
- Heavy concealed baseweight
- Total height 40 inches (1020mm)

5 BAR03

## Tensa Barriers

### Standard Tensabarrier

- Free standing barrier post in any colour with 2.3 meters of webbing of your choice.



5 BAR04

### Dummy Tensabarrier

- Free standing post with end clips only to receive webbing from adjacent post



5 BAR05

### Wall Mounted Tensabarrier

- Webbing of your choice and includes wall clip
- Description 2.3m unit, 4.6m unit, 7.0m unit



5 BAR06

**Double-sided adhesive pads**



5 8724 Pack of 4

**Ceiling button**



5 8106 Pack of 10  
Self adhesive

**Ceiling fixing clip**



5 8104 Pack of 10

**Ceiling fixing clip**



5 8727 Pack of 10

**Hook & loop pads**



5 8728 Pack of 10

**Double sided tape**



5 8105 33m x 25mm

**Suspension kit**



5 8100

**Cable ties**



5 8695 150mm Pack of 10  
5 8696 150mm Pack of 50  
5 8697 770mm Pack of 10  
5 8698 370mm Pack of 10

**Screw in hooks**



5 8110 Pair

**Banding**



5 8751 Banding tool  
5 8752 Banding strap - 30m roll  
5 8753 Banding buckles - pack of 10

**2 piece saddle**



5 8754

**Road frame clip**



5 8755

**Brass suspension kit**



5 8729 1.2m brass chain  
4x brass hooks  
2x ceiling pads

**Sign adhesive gun**



5 8693

**Caps**



5 8685 76mm diameter  
5 8750 50mm diameter

**Grey PVC coated steel poles**



5 8684 3.5 mtr x 76mm  
5 8769 3.0 mtr x 50mm  
5 8800 1.5 mtr x 50mm  
5 8688 1.75 mtr x 76mm

**Base plate**



5 8686 76mm diameter  
5 8699 50mm diameter

**Sign adhesive**



5 8694

**Anti-rotational clip 50mm**



5 8640

**Anti-rotational clip 76mm**



5 8682

**Back to back clip**




5 8689 Supplied in pairs - 50mm  
5 8725 Supplied in pairs - 76mm

**Tamtorque clips & driver**



5 8770 Driver  
5 8772 70-100mm post  
5 8774 100-130mm post  
5 8778 130-190mm post  
5 8780 190-250mm post

**Poly top screws**



Pack of 12  
5 8771 Blue  
5 8773 Green  
5 8775 White  
5 8777 Red  
5 8779 Yellow  
5 8781 Black  
5 8784 Grey

## A

Abrasive Regulation Posters	106
Access Restricted Signs	45
Accident Report Book	34, 39
Adhesive	114
Anti-Slip Mats	56, 77
Anti-Slip Tapes & Markers	79-80
Arcadia Display System	111
Asbestos Signs	55, 63, 86
Assembly Point Signage	9

## B

Barriers	113
Barrier Tape	90
Battery Charging Signs	62
Biohazard Signage	54
Braille & Tactile Signs	71-72

## C

Cable Protection	80
Cable Ties	114
Caps (Post)	114
Catering Signs	51
Caution Signs	51-62, 74, 85-86
<i>braille.</i>	72
<i>multiling.</i>	72
CCTV Signage	73
Cigarette Bins	413
Clips	114
Cones	59, 101
Cone Signs	100
Conned Spaces Signs	66
Construction Signs	62, 81-90
Contents	3

## D

Danger Signs	52-61, 62-66, 74, 85-86
Dangerous Substances Marking	68
Display Boards (Extinguishers)	13
Display Systems	110-112
Door Plates	7, 19, 42, 44, 57
<i>photolumin.</i>	22
<i>braille.</i>	72

## E

EasiFIX Projecting Signs	7, 35
<i>photolumin.</i>	26
Electrical Warning Signs	60
Electrical Warning Labels	60-61
Elevator Gard	58
Emergency Escape Signs	4-9
<i>photolumin.</i>	20-23
Emergency Lighting Fascias	7
Equipment Management Systems	91
Equipment Tags	87
ESD Labels	60
Evacuation Chair	6, 35
Explosive Atmosphere Signs	55
Eye Protection Signs	47
Eye Wash Kits	38

## F

Factory Signs	75
Fire Action Notices	14-16
<i>photolumin.</i>	24-25
Fire Alarm Signs	12
Fire Door Signs	18-19
<i>photolumin.</i>	26
Fire Equipment Signage	10-11
<i>photolumin.</i>	27
Fire Exit Signage	4-8, 28-35
<i>photolumin.</i>	20-23
<i>braille.</i>	72
Fire Extinguisher Inspection Tags	13
Fire Extinguisher Location Boards	13
Fire Extinguisher Signs	10
Fire Fighting Equipment	10-11
Fire Risk Assessments	17
Fire Safety DVD	17
Fire Safety Signs Kit	16
First Aid Kits	38
First Aid Pocket Guides	37
First Aid Posters	36-37
First Aid Signage	34-35
First Aid Tamper Labels	34
Fixings	96, 114
Flammable Substances Sign	64
Floor Cleaning Fluid	77
Floor Markers & Graphics	20, 44, 77-78
Floor Primer	77
Fragile Roof Sign	66
Fullview Display System	111

## G

Garage Signs	65
Gas Cylinder Signs	69
Glass Safety Highlighting	53
Grati Control	74

## H

Harmful Substances Sign	55, 63
Hazardous Substances Signage	55, 63
Hazardous Substances Labels	69
Hazchem Warning Signs	67
Health and Safety Law Poster	105
Healthcare Signage	94
Hooks	114

## I

Insertz Display System	111
ISO 7010 Signage	4
<i>photolumin.</i>	21

## J,K

## L

Labels - Electrical Warning	60-61
Labels - ESD	60
Labels - First Aid Tamper	34
Labels - Hazardous Substances	69
Labels - Quality Control	76
Labels - Vehicle	40
Labels - Window	73

Ladder Grip	80
Lead Paint Signs	63
LED Suspended Fire Signs	33
Lift Labels	72
Line Painting	80
Lock Out Signs	46, 50, 57
Luminaries	28-33
<b>M</b>	
Machinery Warning Signs	65
Max. Headroom Signs	74
Mobile Phone Signs	50
Multilingual Signs	14, 25, 75
<b>N</b>	
No Entry Signs	45
Noise Activated Signs	48
Noise Control Signs	48
Noise Warning Signs	65
Noticeboards	112-113
<b>O</b>	
Ordering	2
<b>P</b>	
Parking Posts	89
Personal Protection Signage	47-48
Photoluminescent Signs	20-27
Pocket Guides	37, 51, 69
Posters	36-37, 51, 105-109
Posts	96
Prestige Barriers	113
Prohibition Signage	40-46
<b>Q</b>	
Quality Control Signs	76
Quality Control Tags	76
<b>R</b>	
Radioactive Warning Signs	54
Reactive Armbands	17, 34
Reactive Vehicle Marking	70
Refuge Point Signs	6
Restricted Access Signs	45, 66
Risk Assessment Kits	39
Road Sign Frames	88, 96, 100, 101
Road Signs	88, 95-104
Roll Top Signs	85
<b>S</b>	
Safety Barriers	90
Safety Posters	105-109
Safety Tags	46, 50, 57
Safety Tapes	20, 57, 79
Safety Signs	47, 52-61
Scaffolding Signs	86
Sca-Wrap	89
Sca-Tags	91
School Signage	93
Screws	114
Security Signage	73-74
Sign Materials	2

Sign Sizes	2
Site Inspection Kits	92
Site Management Signs	87-88
Site Safety Signs & Boards	52, 62, 81-84
Site Safety Poster	89
Smoking Area Signs	41
Smoking Regulation Signs	40-42
<i>braille.</i>	72
Smoking Shelters	41
Snap Frames	110
Speed Ramps	98
Surface Safety	55
Suspended Frames	5, 43, 49, 55
Suspension Kit	114
<b>T</b>	
Table Cards	42
Tape - Barrier	90
Tape - Double-sided	114
Tape - Safety	20, 57, 79
Temperature Hazard Signs	52
Temporary Warning Signs	58-59
Tensa Barriers	113
Trac Cones	101
Trac Cone Signs	100
Trac Control Signage	95-104
<b>U</b>	
<b>V</b>	
Vehicle Labels	40
Vehicle Marking	35, 70
Vehicle Warnings	53, 62
Vibration Warning Signs	56
<b>W</b>	
Warehouse Signs	75
Warning Cones	59
Warning Signage	52-61, 74
Window Signs	40
<b>X,Y,Z</b>	





## BESPOKE SIGNAGE SPECIALISTS

BC Signs specialises in the delivery of bespoke signs, modular systems and display solutions for internal and external locations. We provide a complete sign service throughout the UK, from concept to completion. Our previous work has covered all major sectors and all types of environments – commercial offices, education establishments, government buildings, hospitals and many others.

We offer a flexible range of services so you can tailor which elements you wish to select to create a package to suit your project's requirements.

- consultancy
- initial planning
- wayfinding
- implementation strategies
- site surveys
- project planning and management
- in-house manufacturing
- installation (CSCS certified)
- print management

Our expertise in materials, manufacture and installation makes us a trusted partner for high quality bespoke projects. We work with our clients to meet their demands head-on and turn ideas into breathtaking reality.





Nationwide coverage

Head office  
Woodcote  
Unit 1a  
Colman Hill  
Halesowen  
B63 2AJ

Tel  
01384 567000

Website  
[www.bcsigns.co.uk](http://www.bcsigns.co.uk)

Email  
[enquiries@bcsigns.co.uk](mailto:enquiries@bcsigns.co.uk)

